



## **NallamuthuGounderMahalingam College**

(An Autonomous Institution, Affiliated to Bharathiar University)

90,PalghatRoad,Pollachi -642001,Coimbatore, Tamil Nadu, India.

95<sup>th</sup> Rank in NIRF –2023 among Colleges in India.




### **EMPLOYEES' STATE INSURANCE SCHEME & EMPLOYEES' PROVIDENT FUND**

N.G.M. COLLEGE, POLLACHI

AMOUNT DISBURSED FOR ESI, PROVIDENT FUND & GRATUITY  
DURING THE YEAR :: 2019

S.NO	FINANCIAL YEAR	EPF (Management Contribution)	ESI (Management Contribution)	GRATUITY
		Rs.	Rs.	Rs.
1	2018 - 2019	56,21,001	NIL	13,94,723

  
**Dr. R. MUTHUKUMARAN,**  
M.A.,M.Phil.,B.Ed.,Ph.D.,  
PRINCIPAL  
N.G.M. College, Pollachi - 642 001  
Coimbatore District

N.G.M. COLLEGE, POLLACHI

AMOUNT DISBURSED FOR ESI, PROVIDENT FUND & GRATUITY  
DURING THE YEAR :: 2020

S.NO	FINANCIAL YEAR	EPF (Management Contribution)	ESI (Management Contribution)	GRATUITY
		Rs.	Rs.	Rs.
1	2019-2020	53,24,579	24,451	6,44,152


**Dr. R. MUTHUKUMARAN,**  
M.A., M.Phil., B.Ed., Ph.D.,  
PRINCIPAL  
N.G.M. College, Pollachi - 642 001  
Coimbatore District

N.G.M. COLLEGE, POLLACHI

AMOUNT DISBURSED FOR ESI, PROVIDENT FUND & GRATUITY  
DURING THE YEAR :: 2021

S.NO	FINANCIAL YEAR	EPF (Management Contribution)	ESI (Management Contribution)	GRATUITY
		Rs.	Rs.	Rs.
1	2020-2021	46,76,507	4,45,093	3,13,192
				LIC TIE UP FOR GRADUITY

LIC TIE UP FOR GRATUITY  
17.03.2021 :: Rs. 1,79,22,916/-  
(Deposit in LIC)

  
**Dr. R. MUTHUKUMARAN,**  
M.A., M.Phil., B.Ed., Ph.D..  
PRINCIPAL  
N.G.M. College, Pollachi - 642 001  
Coimbatore District

N.G.M. COLLEGE, POLLACHI

AMOUNT DISBURSED FOR ESI, PROVIDENT FUND & GRATUITY  
DURING THE YEAR :: 2022

S.NO	FINANCIAL YEAR	EPF (Management Contribution)	ESI (Management Contribution)	GRATUITY
		Rs.	Rs.	Rs.
1	2021-2022	51,10,612	5,97,949	4,11,950
				Through LIC

LIC TIE UP FOR GRATUITY  
2021-2022 :: Rs. 30,63,985/-  
(Deposit in LIC)

**Total Amount of LIC Tie up For Gratuity**

17.03.2021 :: Rs. 1,79,22,916/-  
2021-2022 :: Rs. 30,83,985/-  
Total :: Rs. 2,09,86,901/-




**Dr. R. MUTHUKUMARAN,**  
M.A., M.Phil., B.Ed., Ph.D.,  
PRINCIPAL  
N.G.M. College, Pollachi - 642 001  
Coimbatore District

N.G.M. COLLEGE, POLLACHI

AMOUNT DISBURSED FOR ESI, PROVIDENT FUND & GRATUITY  
DURING THE YEAR :: 2023

S.NO	FINANCIAL YEAR	EPF (Management Contribution)	ESI (Management Contribution)	GRATUITY
		Rs.	Rs.	Rs.
1	2022-2023	53,33,065	8,74,838	18,95,878
				Through LIC

LIC TIE UP FOR GRATUITY  
2022-2023 :: Rs. 41,58,249/-  
(Deposit in LIC)

  
Dr. K. MOHAKUMARAN,  
M.A., M.Phil., B.Ed., Ph.D.,  
PRINCIPAL  
N.G.M. College, Pollachi - 642 001  
Coimbatore District

**EXAM ACCOUNT**  
ESI Management Contribution

1-Apr-2019 to 31-Mar-2020

Date	Particulars	Vch Type	Vch No.	Debit	Page Credi
31-10-2019	Cr ESI Contribution -Exam Account <i>Being Provision entry made for ESI Management contribution for November 2019</i>	Journal	65	3,051.00	
31-12-2019	Cr ESI Contribution -Exam Account <i>Being Provision entry made for ESI Management contribution for December 2019</i>	Journal	92	3,051.00	
31-1-2020	Cr ESI Contribution -Exam Account <i>Being Provision entry made for ESI Management contribution for January 2020</i>	Journal	107	3,051.00	
29-2-2020	Cr ESI Contribution -Exam Account <i>Being Provision entry made for ESI Management contribution for February 2020</i>	Journal	112	3,051.00	
31-3-2020	Cr ESI Contribution -Exam Account <i>Being Provision entry made for ESI Management contribution for March 2020</i>	Journal	117	3,051.00	
				15,255.00	
Dr	Closing Balance				15,255.00
				15,255.00	15,255.00

*[Handwritten signatures]*

Exam - 15,255  
MCA - 9,196

Total 24,451

\* To be scan



**Dr. R. MUTHUKUMARAN,**  
M.A., M.Phil., B.Ed., Ph.D.,  
PRINCIPAL  
N.G.M. College, Pollachi - 642 001  
Coimbatore District

**MCA ACCOUNT**  
ESI Management Contribution

1-Apr-2019 to 31-Mar-2020

Page 1  
Credit

Date	Particulars	Vch Type	Vch No.	Debit	Credit
2019 Cr	ESI <i>Being entry made for ESI Management contribution for October 2019</i>	Journal	14	1,642.00	
2019 Cr	ESI <i>Being entry made for ESI Management contribution for November 2019</i>	Journal	16	1,642.00	
2019 Cr	ESI <i>Being entry made for ESI Management contribution for December 2019</i>	Journal	19	1,478.00	
-2020 Cr	ESI <i>Being entry made for ESI Management contribution for January 2020</i>	Journal	22	1,478.00	
-2020 Cr	ESI <i>Being entry made for ESI Management contribution for February 2020</i>	Journal	24	1,478.00	
-2020 Cr	ESI <i>Being entry made for ESI Management contribution for March 2020</i>	Journal	28	1,478.00	
				9,196.00	
Dr	Closing Balance				9,196.00
				9,196.00	9,196.00

*[Handwritten signature]*



*[Handwritten signature in green]*

**Dr. R. MUTHUKUMARAN,**  
M.A., M.Phil., B.Ed., Ph.D.,  
**PRINCIPAL**  
N.G.M. College, Pollachi - 642 001  
Coimbatore District

**NGM COLLEGE**  
ESI Management Contribution


1-Apr-2020 to 31-Mar-2021

Date	Particulars	Vch Type	Vch No.	Debit	Page 1 Credit
30-4-2020	Cr Esi Contribution <i>Being provision entry made for ESI Management Contribution for April 2020.</i>	Journal	3	32,556.00	
31-5-2020	Cr Esi Contribution <i>Being provision entry made for ESI Management Contribution for May 2020</i>	Journal	6	32,383.00	
30-6-2020	Cr Esi Contribution <i>Being provision entry made for ESI Management Contribution for June 2020</i>	Journal	11	30,585.00	
	Cr Esi Contribution <i>Being provision entry made for ESI Management Contribution for July 2020</i>	Journal	12	30,407.00	
31-8-2020	Cr Esi Contribution <i>Being provision entry made for ESI Management Contribution for August 2020</i>	Journal	27	31,811.00	
30-9-2020	Cr Esi Contribution <i>Being provision entry made for ESI Management Contribution for September 2020</i>	Journal	40	31,625.00	
31-10-2020	Cr Esi Contribution <i>Being provision entry made for ESI Management Contribution for October 2020</i>	Journal	46	34,233.00	
30-11-2020	Cr Esi Contribution <i>Being provision entry made for ESI Management Contribution for November 2020</i>	Journal	54	37,124.00	
31-12-2020	Cr Esi Contribution <i>Being provision entry made for ESI Management Contribution for December 2020</i>	Journal	67	37,925.00	
31-1-2021	Cr Esi Contribution <i>Being provision entry made for ESI Management Contribution for January 2021</i>	Journal	72	37,258.00	
28-2-2021	Cr Esi Contribution <i>Being provision entry made for ESI Management Contribution for February 2021</i>	Journal	83	36,898.00	
31-3-2021	Cr Esi Contribution <i>Being provision entry made for ESI Management Contribution for March 2021</i>	Journal	117	35,832.00	

Dr Closing Balance

4,08,637.00	
4,08,637.00	4,08,637.00
4,08,637.00	4,08,637.00

*[Handwritten Signature]*



*Eng ally. 4,08,637  
36,456  
10,500  
MCA*

*4,08,637  
36,456  
10,500*

**Dr. R. MUTHUKUMARAN,**  
M.A., M.Phil., B.Ed., Ph.D.,  
**PRINCIPAL**  
N.G.M. College, Pollachi - 642 001,  
Coimbatore District

**EXAM ACCOUNT**  
ESI Management Contribution

1-Apr-2020 to 31-Mar-2021

Date	Particulars	Vch Type	Vch No.	Debit	Page Cred
5-5-2020	Cr ESI Contribution -Exam Account Journal <i>Being provision entry made for ESI Management contribution for April 2020</i>		2	3,038.00	
1-6-2020	Cr ESI Contribution -Exam Account Journal <i>Being provision entry made for ESI Management contribution for May 2020.</i>		4	3,038.00	
9-7-2020	Cr ESI Contribution -Exam Account Journal <i>Being provision entry made for ESI Management contribution for June 2020.</i>		7	3,038.00	
12-8-2020	Cr ESI Contribution -Exam Account Journal <i>Being provision entry made for ESI Management contribution for July 2020.</i>		13	3,038.00	
3-9-2020	Cr ESI Contribution -Exam Account Journal <i>Being provision entry made for ESI Management contribution for August 2020.</i>		18	3,038.00	
6-10-2020	Cr ESI Contribution -Exam Account Journal <i>Being provision entry made for ESI Management contribution for September 2020.</i>		25	3,038.00	
2-11-2020	Cr ESI Contribution -Exam Account Journal <i>Being provision entry made for ESI Management contribution for October 2020.</i>		30	3,038.00	
4-12-2020	Cr ESI Contribution -Exam Account Journal <i>Being provision entry made for ESI Management contribution for November 2020.</i>		37	3,038.00	
6-1-2021	Cr ESI Contribution -Exam Account Journal <i>Being provision entry made for ESI Management contribution for December 2020.</i>		45	3,038.00	
1-2-2021	Cr ESI Contribution -Exam Account Journal <i>Being provision entry made for ESI Management contribution for January 2021</i>		50	3,038.00	
2-3-2021	Cr ESI Contribution -Exam Account Journal <i>Being provision entry made for ESI Management contribution for February 2021</i>		56	3,038.00	
31-3-2021	Cr ESI Contribution -Exam Account Journal <i>Being provision entry made for ESI Management contribution for March 2021.</i>		67	3,038.00	
				36,456.00	
Dr	Closing Balance				36,458.0
				36,456.00	36,456.0

*[Handwritten Signature]*



**M. MUTHUKUMARAN,**  
M.A., M.Phil., B.Ed., Ph.D.,  
PRINCIPAL  
N.G.M. College, Pollachi - 642 001  
Coimbatore District

Particulars	Vch Type	Vch No	Debit	Credit
Brought Forward			9,280.00	
0 Cr (as per details)	Journal			
EPF Management Contribution		7	1,070.00	
EPF Account				33,780.00 Dr
ESI				33,780.00 Cr
<i>being provision entry made for Management contn. of EPF and ESI for the month of October 2020.</i>				
120 Cr (as per details)	Journal			
EPF Management Contribution		8	1,642.00	
EPF Account				35,730.00 Dr
ESI				35,730.00 Cr
<i>being provision entry made for Management contn. of EPF and ESI for the month of November 2020</i>				
2020 Cr (as per details)	Journal			
EPF Management Contribution		9	1,642.00	
EPF Account				35,730.00 Dr
ESI				35,730.00 Cr
<i>being provision entry made for Management contn. of EPF and ESI for the month of December 2020</i>				
1-2021 Cr (as per details)	Journal			
EPF Management Contribution		10	1,642.00	
EPF Account				35,730.00 Dr
ESI				35,730.00 Cr
<i>being provision entry made for Management contn. of EPF and ESI for the month of January 2021</i>				
1-2-2021 Cr (as per details)	Journal			
EPF Management Contribution		11	1,642.00	
EPF Account				35,730.00 Dr
ESI				35,730.00 Cr
<i>being provision entry made for Management contn. of EPF and ESI for the month of February 2021</i>				
1-3-2021 Cr (as per details)	Journal			
EPF Management Contribution		17	1,642.00	
EPF Account				35,730.00 Dr
ESI				35,730.00 Cr
<i>being provision entry made for Management contn. of EPF and ESI for the month of March 2021.</i>				

Dr Closing Balance

18,560.00	
	18,560.00
18,560.00	18,560.00



*(Signature)*  
**Dr. R. MUTHUKUMARAN,**  
 M.A., M.Phil., B.Ed., Ph.D.,  
 PRINCIPAL  
 N.G.M. College, Pollachi - 642 901  
 Coimbatore District


*(Signature)*

**MCA ACCOUNT**  
ESI Management Contribution

1-Apr-2020 to 31-Mar-2021

Page 1  
Credit

Date	Particulars	Vch Type	Vch No.	Debit	Credit
30-4-2020	Cr (as per details) EPF Management Contribution EPF Account ESI <i>being provision entry made for Management contn. of EPF and ESI for the month of April 2020.</i>	Journal	1	1,642.00	
				35,730.00 Dr	
				35,730.00 Cr	
				1,642.00 Cr	
31-5-2020	Cr (as per details) EPF Management Contribution EPF Account ESI <i>being provision entry made for Management contn. of EPF and ESI for the month of May 2020</i>	Journal	2	1,642.00	
				29,775.00 Dr	
				29,775.00 Cr	
				1,642.00 Cr	
30-6-2020	Cr (as per details) EPF Management Contribution EPF Account ESI <i>being provision entry made for Management contn. of EPF and ESI for the month of June 2020</i>	Journal	3	1,642.00	
				29,775.00 Dr	
				29,775.00 Cr	
				1,642.00 Cr	
31-7-2020	Cr (as per details) EPF Management Contribution EPF Account ESI <i>being provision entry made for Management contn. of EPF and ESI for the month of July 2020</i>	Journal	4	1,642.00	
				29,775.00 Dr	
				29,775.00 Cr	
				1,642.00 Cr	
31-8-2020	Cr (as per details) EPF Management Contribution EPF Account ESI <i>being provision entry made for Management contn. of EPF and ESI for the month of August 2020</i>	Journal	5	1,642.00	
				35,730.00 Dr	
				35,730.00 Cr	
				1,642.00 Cr	
30-9-2020	Cr (as per details) EPF Management Contribution EPF Account ESI <i>being provision entry made for Management contn. of EPF and ESI for the month of September 2020.</i>	Journal	6	1,070.00	
				33,780.00 Dr	
				33,780.00 Cr	
				1,070.00 Cr	



**Dr. R. MUTHUKUMARAN,**  
M.A., M.Phil., B.Ed., Ph.D.,  
PRINCIPAL  
N.G.M. College, Pollachi - 642 001  
Coimbatore District

9,280.00


continued

**NGM COLLEGE**  
ESI Management Contribution

1-Apr-2021 to 31-Mar-2022

Date	Particulars	Vch Type	Vch No.	Debit	Credit
30-4-2021	Cr (as per details)	Journal	7	35,650.00	
	EPF Management Contribution			3,86,091.00 Dr	
	EPF Account			3,86,091.00 Cr	
	ESI Contribution			35,650.00 Cr	
	<i>Being entry made for EPF and ESI Management contribution for the month of April 2021</i>				
31-5-2021	Cr (as per details)	Journal	11	35,455.00	
	EPF Management Contribution			3,85,323.00 Dr	
	EPF Account			3,85,323.00 Cr	
	ESI Contribution			35,455.00 Cr	
	<i>Being entry made for EPF and ESI Management contribution for the month of May 2021</i>				
30-6-2021	Cr (as per details)	Journal	17	35,629.00	
	EPF Management Contribution			3,85,153.00 Dr	
	EPF Account			3,85,153.00 Cr	
	ESI Contribution			35,629.00 Cr	
	<i>Being entry made for EPF and ESI Management contribution for the month of June 2021</i>				
31-7-2021	Cr (as per details)	Journal	27	46,198.00	
	EPF Management Contribution			3,86,274.00 Dr	
	EPF Account			3,86,274.00 Cr	
	ESI Contribution			46,198.00 Cr	
	<i>Being entry made for EPF and ESI Management contribution for the month of July 2021</i>				
31-8-2021	Cr (as per details)	Journal	30	39,836.00	
	EPF Management Contribution			3,78,138.00 Dr	
	EPF Account			3,78,138.00 Cr	
	ESI Contribution			39,836.00 Cr	
	<i>Being entry made for EPF and ESI Management contribution for the month of August 2021</i>				
30-9-2021	Cr (as per details)	Journal	48	43,905.00	
	EPF Management Contribution			4,22,135.00 Dr	
	EPF Account			4,22,135.00 Cr	
	ESI Contribution			43,905.00 Cr	
	<i>Being entry made for EPF and ESI Management contribution for the month of September 2021</i>				
31-10-2021	Cr (as per details)	Journal	65	46,007.00	
	EPF Management Contribution			4,22,429.00 Dr	
	EPF Account			4,22,429.00 Cr	
	ESI Contribution			46,007.00 Cr	
	<i>Being entry made for EPF and ESI Management contribution for the month of October 2021</i>				



  
**Dr. R. MUTHUKUMARAN,**  
 M.A., M.Phil., B.Ed., Ph.D.,  
**PRINCIPAL**  
 N.G.M. College, Pollachi - 642 002  
 Coimbatore District

NALLAMUTHU GOUNDER MAHALINGAM COLLEGE  
 N.G.M. COLLEGE ESI Management Contribution : 1-Apr-2021 to 31-Mar-2022

Date	Particulars	Vch Type	Vch No	Debit
	Brought Forward			2,52,080.00
30-11-2021	Cr (as per details)	Journal	76	46,735.00
	EPF Management Contribution	4,20,498.00 Dr		
	EPF Account	4,20,498.00 Cr		
	Est Contribution	46,735.00 Cr		
	Being entry made for EPF and ESI Management contribution for the month of November 2021			
31-12-2021	Cr (as per details)	Journal	116	54,431.00
	EPF Management Contribution	4,21,498.00 Dr		
	EPF Account	4,21,498.00 Cr		
	Est Contribution	54,431.00 Cr		
	Being entry made for EPF and ESI Management contribution for the month of December 2021			
31-1-2022	Cr (as per details)	Journal	124	56,511.00
	EPF Management Contribution	4,33,458.00 Dr		
	EPF Account	4,33,458.00 Cr		
	Est Contribution	56,511.00 Cr		
	Being entry made for EPF & ESI management contrib. for the month of January 2022.			
28-2-2022	Cr (as per details)	Journal	133	59,094.00
	EPF Management Contribution	4,30,753.00 Dr		
	EPF Account	4,30,753.00 Cr		
	Est Contribution	59,094.00 Cr		
	Being entry made for EPF & ESI Management contrib. for the month of February 2022.			
31-3-2022	Cr (as per details)	Journal	153	60,294.00
	EPF Management Contribution	4,22,853.00 Dr		
	EPF Account	4,22,853.00 Cr		
	Est Contribution	60,294.00 Cr		
	Being entry made for EPF & ESI Management contrib. for the month of March 2022.			
Dr	Closing Balance			5,59,745.00
				5,59,745.00
				5,59,745.00

*Principals*



Erg. 5,59,745  
 Exam- 38,204  
 MCA 8210  
 Total 6,06,159


**Dr. R. MUTHUKUMARAN,**  
 M.A., M.Phil., B.Ed., Ph.D.,  
**PRINCIPAL**  
 N.G.M. College, Pollachi - 642 001  
 Coimbatore District


**EXAM ACCOUNT**  
ESI Management Contribution

1-Apr-2021 to 31-Mar-2022

Date	Particulars	Vch Type	Vch No.	Debit	Page 1 Credit
30-4-2021	Cr (as per details)	Journal	4	3,038.00	
	EPF Management Contribution			11,322.00 Dr	
	E P F - Examination Account			11,322.00 Cr	
	ESI Contribution -Exam Account			3,038.00 Cr	
	<i>Being entry made for EPF &amp; ESI Management contribution for the month of April 2021.</i>				
31-5-2021	Cr (as per details)	Journal	6	3,038.00	
	EPF Management Contribution			11,322.00 Dr	
	E P F - Examination Account			11,322.00 Cr	
	ESI Contribution -Exam Account			3,038.00 Cr	
	<i>Being entry made for EPF &amp; ESI Management contribution for the month of May 2021.</i>				
30-6-2021	Cr (as per details)	Journal	7	3,038.00	
	EPF Management Contribution			11,322.00 Dr	
	E P F - Examination Account			11,322.00 Cr	
	ESI Contribution -Exam Account			3,038.00 Cr	
	<i>Being entry made for EPF &amp; ESI Management contribution for the month of June 2021.</i>				
31-7-2021	Cr (as per details)	Journal	10	3,038.00	
	EPF Management Contribution			11,322.00 Dr	
	E P F - Examination Account			11,322.00 Cr	
	ESI Contribution -Exam Account			3,038.00 Cr	
	<i>Being entry made for EPF &amp; ESI Management contribution for the month of July 2021.</i>				
31-8-2021	Cr (as per details)	Journal	12	3,038.00	
	EPF Management Contribution			11,322.00 Dr	
	E P F - Examination Account			11,322.00 Cr	
	ESI Contribution -Exam Account			3,038.00 Cr	
	<i>Being entry made for EPF &amp; ESI Management contribution for the month of August 2021.</i>				
30-9-2021	Cr (as per details)	Journal	18	3,038.00	
	EPF Management Contribution			11,322.00 Dr	
	E P F - Examination Account			11,322.00 Cr	
	ESI Contribution -Exam Account			3,038.00 Cr	
	<i>Being entry made for EPF &amp; ESI Management contribution for the month of September 2021.</i>				
31-10-2021	Cr (as per details)	Journal	25	3,038.00	
	EPF Management Contribution			11,322.00 Dr	
	E P F - Examination Account			11,322.00 Cr	
	ESI Contribution -Exam Account			3,038.00 Cr	
	<i>Being entry made for EPF &amp; ESI Management contribution for the month of October 2021.</i>				

Carried Over




  
**Dr. R. MUTHUKUMARAN,** 21,266.00  
 M.A., M.Phil., B.Ed., Ph.D.,  
**PRINCIPAL**  
**N.G.M. College, Pollachi - 642 001**  
**Coimbatore District**

continued

VALLAMUTHU GOUNDER MAHALINGAM COLLEGE  
 EXAM ACCOUNT ESI Management Contribution : 1-Apr-2021 to 31-Mar-2022

Date	Particulars	Vch Type	Vch No.	Debit
	Brought Forward			21,266.00
30-11-2021	Cr (as per details)	Journal	31	3,038.00
	EPF Management Contribution			11,322.00 Dr
	E P F - Examination Account			11,322.00 Cr
	ESI Contribution -Exam Account			3,038.00 Cr
	<i>Being entry made for EPF &amp; ESI Management contribution for the month of November 2021.</i>			
31-12-2021	Cr (as per details)	Journal	40	3,475.00
	EPF Management Contribution			13,164.00 Dr
	E P F - Examination Account			13,164.00 Cr
	ESI Contribution -Exam Account			3,475.00 Cr
	<i>Being entry made for EPF &amp; ESI Management contribution for the month of December 2021</i>			
31-1-2022	Cr (as per details)	Journal	41	3,475.00
	EPF Management Contribution			13,164.00 Dr
	E P F - Examination Account			13,164.00 Cr
	ESI Contribution -Exam Account			3,475.00 Cr
	<i>Being entry made for EPF &amp; ESI Management contribution for the month of January 2022.</i>			
28-2-2022	Cr (as per details)	Journal	49	3,475.00
	EPF Management Contribution			13,164.00 Dr
	E P F - Examination Account			13,164.00 Cr
	ESI Contribution -Exam Account			3,475.00 Cr
	<i>Being entry made for EPF &amp; ESI Management contribution for the month of February 2022.</i>			
31-3-2022	Cr (as per details)	Journal	52	3,475.00
	EPF Management Contribution			13,164.00 Dr
	E P F - Examination Account			13,164.00 Cr
	ESI Contribution -Exam Account			3,475.00 Cr
	<i>Being entry made for EPF &amp; ESI Management contribution for the month of March 2022.</i>			
				38,204.00
Dr	Closing Balance			38,204.00
				38,204.00
				38,204.00

*[Handwritten Signature]*



*[Handwritten Signature]*

**Dr. R. MUTHUKUMARAN,**  
 M.A., M.Phil., B.Ed., D.D.  
 PRINCIPAL  
 N.G.M. College, Pollachi - 64  
 Coimbatore District


**MCA ACCOUNT**  
ESI Management Contribution

1-Apr-2021 to 9-Feb-2022

Page 1  
dit

Date	Particulars	Vch Type	Vch No	Debit	Credit
30-4-2021	Cr (as per details)	Journal	2	1,642.00	
	EPF Management Contribution			35,731.00 Dr	
	EPF Account			35,731.00 Cr	
	ESI			1,642.00 Cr	
	<i>being provision entry made for EPF and ESI Management contribution for April 2021</i>				
31-5-2021	Cr (as per details)	Journal	3	1,642.00	
	EPF Management Contribution			35,731.00 Dr	
	EPF Account			35,731.00 Cr	
	ESI			1,642.00 Cr	
	<i>being provision entry made for EPF and ESI Management contribution for May 2021</i>				
30-6-2021	Cr (as per details)	Journal	4	1,642.00	
	EPF Management Contribution			35,731.00 Dr	
	EPF Account			35,731.00 Cr	
	ESI			1,642.00 Cr	
	<i>being provision entry made for EPF and ESI Management contribution for June 2021</i>				
31-7-2021	Cr (as per details)	Journal	5	1,642.00	
	EPF Management Contribution			35,731.00 Dr	
	EPF Account			35,731.00 Cr	
	ESI			1,642.00 Cr	
	<i>being provision entry made for EPF and ESI Management contribution for July 2021</i>				
31-8-2021	Cr (as per details)	Journal	6	1,642.00	
	EPF Management Contribution			33,691.00 Dr	
	EPF Account			33,691.00 Cr	
	ESI			1,642.00 Cr	
	<i>being provision entry made for EPF and ESI Management contribution for August 2021</i>				
				8,210.00	
Dr	Closing Balance				8,210.00
				8,210.00	8,210.00

*[Handwritten Signature]*



**MUTHUKUMARAN,**  
M.A., M.Phil., B.Ed., Ph.D.  
PRINCIPAL  
M.G.M. College, Pollachi - 642 091  
Coimbatore District

continued



Nallamuthu Gounder Mahalingam College



## EMPLOYEES' STATE INSURANCE CORPORATION

### e-Pehchan Card

Insured Person : **A Kalaivani**  
 Insurance No. : **5608980558**  
 Date of Registration : **13/09/2021**

#### YOUR REGISTRATION DETAILS

Employee Name:	A Kalaivani	Type of Disability :	None
Name of Father / Husband:	P.Vijayan	Date of Birth :	01/05/1987
Marital Status :	Married	Gender :	Female
Present Address :	1/94, Panchayat Office Street., S Malayandipattinam., Seelakkampatti (Po) Pollachi, Dist. Coimbatore, Tamilnadu. 642205	Permanent Address :	1/94, Panchayat Office Street., S Malayandipattinam., Seelakkampatti (Po) Pollachi, Dist. Coimbatore, Tamilnadu. 642205
Dispensary / IMP for IP :	Pollachi, TN (ESIS Disp )	Dispensary / IMP for Family:	Pollachi, TN (ESIS Disp )
UHID	TN01 0013406522		
<b>Current Employer Details</b>		<b>First Employer Details</b>	
Employer's Code No. :	56001211690001303	Employer's Code No. :	None
Sub Unit's Code No. :	None	Sub Unit's Code No. :	None
Date of Appointment :	06/09/2021	First Insurance No. :	None
Name of Employer :	Nallamuthu Gounder Mahalingam (NGM) 601366, Pakkad Road Pollachi, Coimbatore	Name of Employer :	None
Address of Employer :	642001 Dist. Coimbatore Tamilnadu 642001	Address of Employer :	None

#### Family Details:

Name	Relationship with the Employee	Date of Birth	UHID	Whether Residing with Insured Person	State	District
P.Vijayan	Spouse	14/05/1980	TN01 0013406523	Yes	Tamilnadu	Coimbatore
V.Pranav Sanjay	Minor dependant son	10/01/2013	TN01 0013406524	Yes	Tamilnadu	Coimbatore
M.Aruchamy	Dependant father	23/03/1954	TN01 0013406525	Yes	Tamilnadu	Coimbatore
A.Rani	Dependant mother	12/06/1969	TN01 0013406526	Yes	Tamilnadu	Coimbatore


#### Nominee Details:

Name of Nominee	Relationship with IP	Percentage	Address of Nominee

Documents Uploaded:

none

Signature / LTI of Registered Employee / IP




Mobile Number : 8508996347

883891822

**NOTE:**


1. Please keep this printout for future reference and bring along with you.
2. Employer to please affix employee and his family photo here and attest with official stamp across



Signature / Stamp of E.S.C. Officer / Employer



**Dr. R. MUTHUKUMARAN** M.A., M.Phil., B.Ed., Ph.D.,  
Principal  
Nallamuthu Gounder Mahalingam College,  
Pollachi - 642 001.



0

Message from system: Click on Close to Exit.

Transaction Details		1 Payment Detail
Transaction status:	Completed successfully	
Employer's Code No:	ES01421691001303	
Employer's Name:	Nallamuthu Gounder Mahalingam (NGM) College	
Challan Period:	Mar 2021	
Challan Number :	0562111540212	
Challan Created Date	07-04-2021 11:25:40	
Challan Submitted Date	07-04-2021 11:35:25	
Amount Paid:	₹0275.00	
Transaction Number:	CPAATRAAM7	
<a href="#">Print</a>		<a href="#">Close</a>

ESIC (ANSWER) Center? owned, maintained and updated by Employees' State Insurance Corporation. Copyright © 2019, ESIC, India. All Rights Reserved. Best viewed in 1024 x 768 pixels. Designed and Developed by Wipro LTD. All Rights Reserved.



### Person/Beneficiary Portal



Language/भाषा: English

#### Insured Person / Beneficiary Login

Insured Person     ESI Staff

**The entered details are wrong,  
please enter valid login credentials.  
Login attempts left -1**

Username \*

Password \*

Captcha \*

Refresh

[Sign Up](#)

[Forgot Password](#)

[IP Portal Secure Login Help File](#)

**LOGIN**

The Employees' State Insurance Act, 1948, An Act to provide for certain benefits to employees in case of sickness, maternity and employment injury and to make provision for certain other matters in relation thereto.





### Person/Beneficiary Portal



Language/भाषा: English

#### Insured Person / Beneficiary Login

Insured Person     ESI Staff

**The entered details are wrong,  
please enter valid login credentials.  
Login attempts left -1**

Username \*

Password \*

Captcha \*



Refresh

[Sign Up](#)

[Forgot Password](#)

[IP Portal Secure Login Help File](#)


**LOGIN**

The Employees' State Insurance Act, 1948, An Act to provide for certain benefits to employees in case of sickness, maternity and employment injury and to make provision for certain other matters in relation thereto.

[Terms and Conditions](#) | [Privacy Policy](#) |







**ESIC**  
Employees' State Insurance Corporation

Insured Person Details

User ID: 5608980558

Change Password

Insured Person Details		Language/भाषा: English	
<b>Details</b>			
Insured Person Name	A.KALAIYANI	Insurance Number	5608980558
UHID Number	TN01.0013400522	Date of Birth	01/05/1987
Dispensary Name	Pollachi, TN (ESIS Disp.)	Disability Type	- N.A -
Dispensary For Family	Pollachi, TN (ESIS Disp.)	Registration Date	13/09/2021
First Date Of Appointment	05/09/2021	Current Date of Appointment	05/09/2021
Mobile Number	*****9347	Account Number	*****7018

**Insured Person**

- [Insured Person Details](#)
- [Entitlement to Benefits](#)
- [Contribution Details](#)
- [Status of the Claim](#)
- [Dhanwantri - Your e-Health Records](#)
- [Beneficiary Feedback Form](#)
- [Dispensary change Details](#)
- [Update Preferred Language of SMS](#)
- [View Med 11 Certificate](#)
- [Download Forms](#)

**Value Added Services**

- [ABVKY Claim creation](#)
- [IP Claim Reimbursement](#)

ABVKY Claim - Atal Beemit Vyakti Kalyan Yojana is a welfare measure to offer cash compensation to insured persons when they are rendered unemployed.

You can access and view your past OPD Prescriptions and Lab reports through 'Dhanwantri - Your e-Health Records' link.







**ESIC**  
Employees' State Insurance Corporation

Insured Person Details

User ID: 5608980558

Change Password

Insured Person Details				Language/भाषा: English
<b>Details</b>				
Insured Person Name	A.KALAIYANI	Insurance Number	5608980558	
UHID Number	TN01.0013400522	Date of Birth	01/05/1987	
Dispensary Name	Pollachi, TN (ESIS Disp.)	Disability Type	- N.A -	
Dispensary For Family	Pollachi, TN (ESIS Disp.)	Registration Date	13/09/2021	
First Date Of Appointment	05/09/2021	Current Date of Appointment	05/09/2021	
Mobile Number	*****9347	Account Number	*****7018	

**Insured Person**

- [Insured Person Details](#)
- [Entitlement to Benefits](#)
- [Contribution Details](#)
- [Status of the Claim](#)
- [Dhanwantri - Your e-Health Records](#)
- [Beneficiary Feedback Form](#)
- [Dispensary change Details](#)
- [Update Preferred Language of SMS](#)
- [View Med 11 Certificate](#)
- [Download Forms](#)

**Value Added Services**

- [ABVKY Claim creation](#)
- [IP Claim Reimbursement](#)

ABVKY Claim - Atal Beemit Vyakti Kalyan Yojana is a welfare measure to offer cash compensation to insured persons when they are rendered unemployed.

You can access and view your past OPD Prescriptions and Lab reports through 'Dhanwantri - Your e-Health Records' link.







**ESIC**  
Employees' State Insurance Corporation

Insured Person Details

User ID: 5608980558

Change Password

Insured Person Details		Language/भाषा: English	
<b>Details</b>			
Insured Person Name	A.KALAIYANI	Insurance Number	5608980558
UHID Number	TN01.0013400522	Date of Birth	01/05/1987
Dispensary Name	Pollachi, TN (ESIS Disp.)	Disability Type	- N.A -
Dispensary For Family	Pollachi, TN (ESIS Disp.)	Registration Date	13/05/2021
First Date Of Appointment	05/05/2021	Current Date of Appointment	05/05/2021
Mobile Number	*****9347	Account Number	*****7018

**Insured Person**

- [Insured Person Details](#)
- [Entitlement to Benefits](#)
- [Contribution Details](#)
- [Status of the Claim](#)
- [Dhanwantri - Your e-Health Records](#)
- [Beneficiary Feedback Form](#)
- [Dispensary change Details](#)
- [Update Preferred Language of SMS](#)
- [View Med 11 Certificate](#)
- [Download Forms](#)

**Value Added Services**

- [ABVKY Claim creation](#)
- [IP Claim Reimbursement](#)

ABVKY Claim - Atal Beemit Vyakti Kalyan Yojana is a welfare measure to offer cash compensation to insured persons when they are rendered unemployed.

You can access and view your past OPD Prescriptions and Lab reports through 'Dhanwantri - Your e-Health Records' link.







**ESIC**  
Employees' State Insurance Corporation

Insured Person Details

User ID: 5608980558
Change Password

Insured Person Details

Language/भाषा: English

Details			
Insured Person Name	A.KALAIYANI	Insurance Number	5608980558
UHID Number	TN01.0013400522	Date of Birth	01/05/1987
Dispensary Name	Pollachi, TN (ESIS Disp.)	Disability Type	- N.A -
Dispensary For Family	Pollachi, TN (ESIS Disp.)	Registration Date	13/09/2021
First Date Of Appointment	05/09/2021	Current Date of Appointment	05/09/2021
Mobile Number	*****9347	Account Number	*****7018

Insured Person

- [Insured Person Details](#)
- [Entitlement to Benefits](#)
- [Contribution Details](#)
- [Status of the Claim](#)
- [Dhanwantri - Your e-Health Records](#)
- [Beneficiary Feedback Form](#)
- [Dispensary change Details](#)
- [Update Preferred Language of SMS](#)
- [View Med 11 Certificate](#) \*
- [Download Forms](#) \*

Value Added Services

- [ABVKY Claim creation](#) \*
- [IP Claim Reimbursement](#) \*

ABVKY Claim - Atal Beemit Vyakti Kalyan Yojana is a welfare measure to offer cash compensation to insured persons when they are rendered unemployed.

You can access and view your past OPD Prescriptions and Lab reports through 'Dhanwantri - Your e-Health Records' link.





**ESIC**  
Employees' State Insurance Corporation

User ID 5608980558

**Insured Person Details**

**Details**

Insured Person Name	A KALAIVANI	Insurance Number
UHID Number	TN01.0013406522	Date of Birth
Dispensary Name	Pollachi, TN (ESIS Disp.)	Disability Type
Dispensary For Family	Pollachi, TN (ESIS Disp.)	Registration Date
First Date Of Appointment	06/09/2021	Current Date of App
Mobile Number	*****6347	Account Number

**Insured Person**

- [Insured Person Details](#)
- [Entitlement to Benefits](#)
- [Contribution Details](#)
- [Status of the Claim](#)
- [Dhanwantri - Your e-Health Records](#)
- [Beneficiary Feedback Form](#)
- [Dispensary change Details](#)
- [Update Preferred Language of SMS](#)
- [View Med 11 Certificate](#)
- [Download Forms](#)





**ESIC**  
Employees' State Insurance Corporation

User ID 5608980558

**Insured Person Details**

**Details**

Insured Person Name	A KALAIVANI	Insurance Number
UHID Number	TN01.0013406522	Date of Birth
Dispensary Name	Pollachi, TN (ESIS Disp.)	Disability Type
Dispensary For Family	Pollachi, TN (ESIS Disp.)	Registration Date
First Date Of Appointment	06/09/2021	Current Date of App
Mobile Number	*****6347	Account Number

**Insured Person**

- [Insured Person Details](#)
- [Entitlement to Benefits](#)
- [Contribution Details](#)
- [Status of the Claim](#)
- [Dhanwantri - Your e-Health Records](#)
- [Beneficiary Feedback Form](#)
- [Dispensary change Details](#)
- [Update Preferred Language of SMS](#)
- [View Med 11 Certificate](#)
- [Download Forms](#)





Corporation Insured Pe

Change Password

Insured Person Details

Language/भाषा:

ANI	Insurance Number	5608980558
3406522	Date of Birth	01/05/1987
N (ESIS Disp.)	Disability Type	- N.A -
N (ESIS Disp.)	Registration Date	13/09/2021
21	Current Date of Appointment	06/09/2021
7	Account Number	*****7618

erson

[tails](#)

[efits](#)

[ls](#)

1

[e-Health Records](#)

[ack Form](#)

[e Details](#)

[anguage of SMS](#)

[ficate](#) NEW

NEW

### Value Added Services

- [ABVKY Claim creation](#) NEW
- [IP Claim Reimbursement](#) NEW





Corporation Insured Pe

Change Password

Insured Person Details

Language/भाषा:

ANI	Insurance Number	5608980558
3406522	Date of Birth	01/05/1987
N (ESIS Disp.)	Disability Type	- N.A -
N (ESIS Disp.)	Registration Date	13/09/2021
21	Current Date of Appointment	06/09/2021
7	Account Number	*****7618

erson

[tails](#)

[efits](#)

[ls](#)

1

[e-Health Records](#)

[ack Form](#)

[e Details](#)

[anguage of SMS](#)

[ficate](#) NEW

NEW

### Value Added Services

- [ABVKY Claim creation](#) NEW
- [IP Claim Reimbursement](#) NEW





ESIC  
Employees' State Insurance Corporation

Employee Details

Login User 5008980558

Contribution Details

Language/भाषा: English

Details

Insurance Person Number	5008980558	Insurance person Name	A KALA/VANI
Contribution Period	Apr - Sep	Year	2022

Submit

Individual Month Contribution

Wage Period	Total Monthly Wages	Number of Days wages paid/payable	Employee Contribution
April-2022	12000.00	30	90.00
May-2022	12000.00	31	90.00
June-2022	12000.00	30	90.00
<b>Totals</b>	<b>36000.00</b>	<b>91</b>	<b>270.00</b>

Cancel

DISCLAIMER: Copyright © 2021, ESIC, India. All Rights Reserved. Best viewed in 1024 x 768 pixels, Site maintained by - ESIC. Designed and Developed by DMG Computers LTD. IP : 47





ESIC  
Employees' State Insurance Corporation

Employee Details

Login User 5008980558

Contribution Details

Language/भाषा: English

Details

Insurance Person Number	5008980558	Insurance person Name	A KALA/VANI
Contribution Period	Apr - Sep	Year	2022


Individual Month Contribution

Wage Period	Total Monthly Wages	Number of Days wages paid/payable	Employee Contribution
April-2022	12000.00	30	90.00
May-2022	12000.00	31	90.00
June-2022	12000.00	30	90.00
<b>Totals</b>	<b>36000.00</b>	<b>91</b>	<b>270.00</b>

DISCLAIMER: Copyright © 2021, ESIC, India. All Rights Reserved. Best viewed in 1024 x 768 pixels. Site maintained by - ESIC. Designed and Developed by CMB Computers LTD. IP : 47







**ESIC**  
Employees' State Insurance Corporation

Employee Details

Login User: 0008980558

Entitlement to Benefits Language/भाषा: English

Insurance Person Number: 5608980558		Insurance person Name: A KALAINANI	
Period: Current Period		Report Generated on Dated: 12/07/2022 23:00:10 Hrs	

**Benefit Period Eligibility**

Benefit Start Date	Benefit End Date	Total Wages	Total Working Days Paid / Payable	Contribution Period From	Contribution Period To
01 Jan 2022	30 Jun 2022	10000.00	30	01 Apr 2021	30 Sep 2021
01 Jul 2022	31 Dec 2022	08000.00	182	01 Oct 2021	31 Mar 2022

**Eligibility to ESIC Benefits**

Benefit Type	Entitlement Status	Probable Reasons for Non-Entitlement to Benefits in case entitlement status is No
# Medical Benefit	Yes	IP/IW not in insurable employment and contributory conditions are not met in the corresponding Contribution Period.
Maternity Benefit	Yes	*Not an IW. * Less than 9 months of insurable employment on EDD / Date of delivery. * Less than 70 days contribution in 2 preceding Contribution Period.
Sickness Benefit	Yes	*Less than 9 months of Insurable employment from the date of first appointment * Contributed less than 78 days in the corresponding contribution period. * If entered in insurable employment for the first time in any Contribution period and contributed for less than half no. of days of such shorter Contribution period.
Extended Sickness Benefit	No	*Not suffering from any of the listed 34 diseases. *Less than two years continuous insurable employment. *Contributed for less than 150 days in proceeding four Contribution periods (Two years). * Not entitled for SB in any one of the four preceding Contribution Periods.
Enhanced Sickness Benefit	Yes	Not Entitled for Sickness Benefit.
#Super Speciality For IP	Yes	* Not completed six months of service from Date of registration. * Contributed less than 78 days in a contribution period.
#Super Speciality For Family	No	*Not completed one year of service from date of registration * Contributed less than 78 days in each of the two contribution period.
Temporary Disablement Benefit	Yes	Disablement not due to Employment Injury or Occupational Disease as per the ESI Act.
Permanent Disablment Benefit	Yes	Disablement not due to Employment Injury or Occupational Disease as per the ESI Act.
Dependent Benefit	Yes	Death of the Insured person is not due to Employment Injury or Occupational Disease as per the ESI Act.
R.G.S.K.Y	No	*Not an IP/ IW on the date of loss of insurable Employment on account of retrenchment under ID act, closure of the factory / establishment under ID act or permanent invalidity of not less than 40% arising out of non-employment injury. * Less than three years (One year = 150 days) contribution paid/payable prior to loss of employment.
Ward of IP* certificate as on 31-10-2018	Yes ***	*


\*\*\* This eligibility status is based only on the date of Online Registration in the System.  
 \* The list is not exhaustive. For further details please visit nearest Branch Office or www.esic.nic.in. Eligibility status shown here is as on today's date and is further subject to Medical Certificates and/or other conditions.  
 # The eligibility shown here based on the circular number V-14/11/6/2018/Med.I Misc dated 11.03.2021  
 # Eligibility shall be subject to decision/discretion of the treating clinician.

Cancel

DISCLAIMER: Copyright © 2021, ESIC, India. All Rights Reserved. Best viewed in 1024 x 768 pixels, Site maintained by : ESIC. Designed and Developed by CMS Computers LTD. IP :82







**ESIC**  
Employees' State Insurance Corporation

Employee Details

Login User: 0008980558

**Entitlement to Benefits** Language/भाषा: English

Insurance Person Number	5608980558	Insurance person Name	A KALAINANI
Period	Current Period	Report Generated on Dated	12/07/2022 23:00:10 Hrs

**Benefit Period Eligibility**

Benefit Start Date	Benefit End Date	Total Wages	Total Working Days Paid / Payable	Contribution Period From	Contribution Period To
01 Jan 2022	30 Jun 2022	10000.00	30	01 Apr 2021	30 Sep 2021
01 Jul 2022	31 Dec 2022	08000.00	182	01 Oct 2021	31 Mar 2022

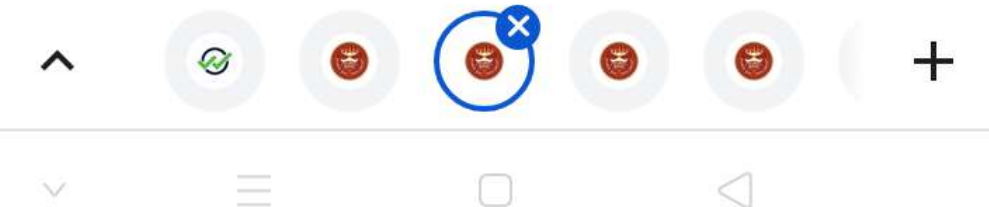
**Eligibility to ESIC Benefits**

Benefit Type	Entitlement Status	Probable Reasons for Non-Entitlement to Benefits in case entitlement status is No
# Medical Benefit	Yes	IP/IW not in insurable employment and contributory conditions are not met in the corresponding Contribution Period.
Maternity Benefit	Yes	*Not an IW. * Less than 9 months of insurable employment on EDD / Date of delivery. * Less than 70 days contribution in 2 preceding Contribution Period.
Sickness Benefit	Yes	*Less than 9 months of Insurable employment from the date of first appointment * Contributed less than 78 days in the corresponding contribution period. * If entered in insurable employment for the first time in any Contribution period and contributed for less than half no. of days of such shorter Contribution period.
Extended Sickness Benefit	No	*Not suffering from any of the listed 34 diseases. *Less than two years continuous insurable employment. *Contributed for less than 150 days in proceeding four Contribution periods (Two years). * Not entitled for SB in any one of the four preceding Contribution Periods.
Enhanced Sickness Benefit	Yes	Not Entitled for Sickness Benefit.
#Super Speciality For IP	Yes	* Not completed six months of service from Date of registration. * Contributed less than 78 days in a contribution period.
#Super Speciality For Family	No	*Not completed one year of service from date of registration * Contributed less than 78 days in each of the two contribution period.
Temporary Disablement Benefit	Yes	Disablement not due to Employment Injury or Occupational Disease as per the ESI Act.
Permanent Disablment Benefit	Yes	Disablement not due to Employment Injury or Occupational Disease as per the ESI Act.
Dependent Benefit	Yes	Death of the Insured person is not due to Employment Injury or Occupational Disease as per the ESI Act.
R.G.S.K.V	No	*Not an IP/ IW on the date of loss of insurable Employment on account of retrenchment under ID act, closure of the factory / establishment under ID act or permanent invalidity of not less than 40% arising out of non-employment injury. * Less than three years (One year = 150 days) contribution paid/payable prior to loss of employment.
Ward of IP* certificate as on 31-10-2018	Yes ***	*

\*\*\* This eligibility status is based only on the date of Online Registration in the System.  
 \* The list is not exhaustive. For further details please visit nearest Branch Office or www.esic.nic.in. Eligibility status shown here is as on today's date and is further subject to Medical Certificates and/or other conditions.  
 \*\* The eligibility shown here based on the circular number V-14/11/6/2018/Med.I Misc dated 11.03.2021  
 # Eligibility shall be subject to decision/discretion of the treating clinician.

Cancel

DISCLAIMER: Copyright © 2021, ESIC, India. All Rights Reserved. Best viewed in 1024 x 768 pixels, Site maintained by : ESIC. Designed and Developed by CMS Computers LTD. IP :82







**ESIC**  
Employees' State Insurance Corporation

Employee Details

Login User: 0008980558

**Entitlement to Benefits** Language/भाषा: English

Insurance Person Number	5608980558	Insurance person Name	A KALAINANI
Period	Current Period	Report Generated on Dated	12/07/2022 23:00:46 Hrs

**Benefit Period Eligibility**

Benefit Start Date	Benefit End Date	Total Wages	Total Working Days Paid / Payable	Contribution Period From	Contribution Period To
01 Jan 2022	30 Jun 2022	10000.00	30	01 Apr 2021	30 Sep 2021
01 Jul 2022	31 Dec 2022	08000.00	182	01 Oct 2021	31 Mar 2022

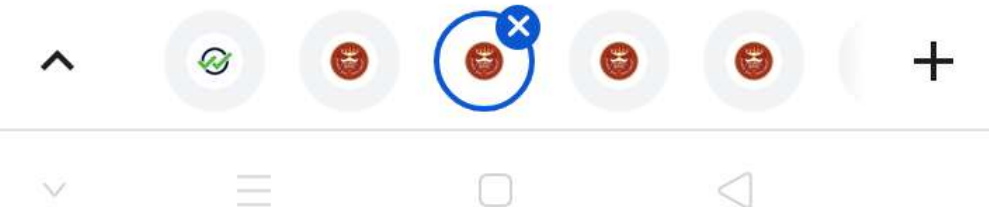
**Eligibility to ESIC Benefits**

Benefit Type	Entitlement Status	Probable Reasons for Non-Entitlement to Benefits in case entitlement status is No
# Medical Benefit	Yes	IP/IW not in insurable employment and contributory conditions are not met in the corresponding Contribution Period.
Maternity Benefit	Yes	*Not an IW. * Less than 9 months of insurable employment on EDD / Date of delivery. * Less than 70 days contribution in 2 preceding Contribution Period.
Sickness Benefit	Yes	*Less than 9 months of Insurable employment from the date of first appointment * Contributed less than 78 days in the corresponding contribution period. * If entered in insurable employment for the first time in any Contribution period and contributed for less than half no. of days of such shorter Contribution period.
Extended Sickness Benefit	No	*Not suffering from any of the listed 34 diseases. *Less than two years continuous insurable employment. *Contributed for less than 150 days in proceeding four Contribution periods (Two years). * Not entitled for SB in any one of the four preceding Contribution Periods.
Enhanced Sickness Benefit	Yes	Not Entitled for Sickness Benefit.
#Super Speciality For IP	Yes	* Not completed six months of service from Date of registration. * Contributed less than 78 days in a contribution period.
#Super Speciality For Family	No	*Not completed one year of service from date of registration * Contributed less than 78 days in each of the two contribution period.
Temporary Disablement Benefit	Yes	Disablement not due to Employment Injury or Occupational Disease as per the ESI Act.
Permanent Disablment Benefit	Yes	Disablement not due to Employment Injury or Occupational Disease as per the ESI Act.
Dependent Benefit	Yes	Death of the Insured person is not due to Employment Injury or Occupational Disease as per the ESI Act.
R.G.S.K.V	No	*Not an IP/ IW on the date of loss of insurable Employment on account of retrenchment under ID act, closure of the factory / establishment under ID act or permanent invalidity of not less than 40% arising out of non-employment injury. * Less than three years (One year = 150 days) contribution paid/payable prior to loss of employment.
Ward of IP* certificate as on 31-10-2018	Yes ***	*


\*\*\* This eligibility status is based only on the date of Online Registration in the System.  
\* The list is not exhaustive. For further details please visit nearest Branch Office or www.esic.nic.in. Eligibility status shown here is as on today's date and is further subject to Medical Certificates and/or other conditions.  
# The eligibility shown here based on the circular number V-14/11/0/2018/Med.I Misc dated 11.03.2021  
# Eligibility shall be subject to decision/discretion of the treating clinician.

Cancel

DISCLAIMER: Copyright © 2021, ESIC, India. All Rights Reserved. Best viewed in 1024 x 768 pixels, Site maintained by : ESIC. Designed and Developed by CMS Computers LTD. IP :82







**ESIC**  
Employees' State Insurance Corporation

Employee Details

Login User: 0008980558

**Entitlement to Benefits** Language/भाषा: English

Insurance Person Number	5608980558	Insurance person Name	A KALAINANI
Period	Current Period	Report Generated on Dated	12/07/2022 23:00:46 Hrs

**Benefit Period Eligibility**

Benefit Start Date	Benefit End Date	Total Wages	Total Working Days Paid / Payable	Contribution Period From	Contribution Period To
01 Jan 2022	30 Jun 2022	10000.00	30	01 Apr 2021	30 Sep 2021
01 Jul 2022	31 Dec 2022	08000.00	182	01 Oct 2021	31 Mar 2022

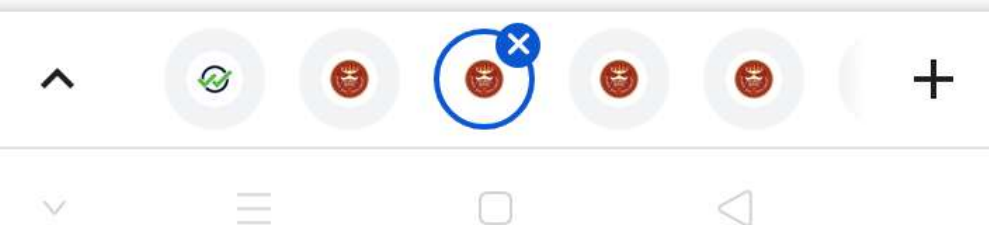
**Eligibility to ESIC Benefits**

Benefit Type	Entitlement Status	Probable Reasons for Non-Entitlement to Benefits in case entitlement status is No
# Medical Benefit	Yes	IP/IW not in insurable employment and contributory conditions are not met in the corresponding Contribution Period.
Maternity Benefit	Yes	*Not an IW. * Less than 9 months of insurable employment on EDD / Date of delivery. * Less than 70 days contribution in 2 preceding Contribution Period.
Sickness Benefit	Yes	*Less than 9 months of Insurable employment from the date of first appointment * Contributed less than 78 days in the corresponding contribution period. * If entered in insurable employment for the first time in any Contribution period and contributed for less than half no. of days of such shorter Contribution period.
Extended Sickness Benefit	No	*Not suffering from any of the listed 34 diseases. *Less than two years continuous insurable employment. *Contributed for less than 150 days in proceeding four Contribution periods (Two years). * Not entitled for SB in any one of the four preceding Contribution Periods.
Enhanced Sickness Benefit	Yes	Not Entitled for Sickness Benefit.
#Super Specialty For IP	Yes	* Not completed six months of service from Date of registration. * Contributed less than 78 days in a contribution period.
#Super Specialty For Family	No	*Not completed one year of service from date of registration * Contributed less than 78 days in each of the two contribution period.
Temporary Disablement Benefit	Yes	Disablement not due to Employment Injury or Occupational Disease as per the ESI Act.
Permanent Disablment Benefit	Yes	Disablement not due to Employment Injury or Occupational Disease as per the ESI Act.
Dependent Benefit	Yes	Death of the Insured person is not due to Employment Injury or Occupational Disease as per the ESI Act.
R.G.S.K.Y	No	*Not an IP/ IW on the date of loss of insurable Employment on account of retrenchment under ID act, closure of the factory / establishment under ID act or permanent invalidity of not less than 40% arising out of non-employment injury. * Less than three years (One year = 150 days) contribution paid/payable prior to loss of employment.
Ward of IP* certificate as on 31-10-2018	Yes ***	*


\*\*\* This eligibility status is based only on the date of Online Registration in the System.  
\* The list is not exhaustive. For further details please visit nearest Branch Office or www.esic.nic.in. Eligibility status shown here is as on today's date and is further subject to Medical Certificates and/or other conditions.  
# The eligibility shown here based on the circular number V-14/11/0/2018/Med.I Misc dated 11.03.2021  
# Eligibility shall be subject to decision/discretion of the treating clinician.

Cancel

DISCLAIMER: Copyright © 2021, ESIC, India. All Rights Reserved. Best viewed in 1024 x 768 pixels, Site maintained by : ESIC. Designed and Developed by CMS Computers LTD. IP :82







**ESIC**  
Employees' State Insurance Corporation

Employee Details

Login User: 0008980558

Entitlement to Benefits Language/भाषा: English

Insurance Person Number	5608980558	Insurance person Name	A KALAINANI
Period	Current Period	Report Generated on Dated	12/07/2022 23:01:21 Hrs

**Benefit Period Eligibility**

Benefit Start Date	Benefit End Date	Total Wages	Total Working Days Paid / Payable	Contribution Period From	Contribution Period To
01 Jan 2022	30 Jun 2022	10000.00	30	01 Apr 2021	30 Sep 2021
01 Jul 2022	31 Dec 2022	08000.00	182	01 Oct 2021	31 Mar 2022

**Eligibility to ESIC Benefits**

Benefit Type	Entitlement Status	Probable Reasons for Non-Entitlement to Benefits in case entitlement status is No
# Medical Benefit	Yes	IP/IW not in insurable employment and contributory conditions are not met in the corresponding Contribution Period.
Maternity Benefit	Yes	*Not an IW. * Less than 9 months of insurable employment on EDD / Date of delivery. * Less than 70 days contribution in 2 preceding Contribution Period.
Sickness Benefit	Yes	*Less than 9 months of insurable employment from the date of first appointment * Contributed less than 78 days in the corresponding contribution period. * If entered in insurable employment for the first time in any Contribution period and contributed for less than half no. of days of such shorter Contribution period.
Extended Sickness Benefit	No	*Not suffering from any of the listed 34 diseases. *Less than two years continuous insurable employment. *Contributed for less than 150 days in proceeding four Contribution periods (Two years). * Not entitled for SB in any one of the four preceding Contribution Periods.
Enhanced Sickness Benefit	Yes	Not Entitled for Sickness Benefit.
#Super Speciality For IP	Yes	* Not completed six months of service from Date of registration. * Contributed less than 78 days in a contribution period.
#Super Speciality For Family	No	*Not completed one year of service from date of registration * Contributed less than 78 days in each of the two contribution period.
Temporary Disablement Benefit	Yes	Disablement not due to Employment Injury or Occupational Disease as per the ESI Act.
Permanent Disablment Benefit	Yes	Disablement not due to Employment Injury or Occupational Disease as per the ESI Act.
Dependent Benefit	Yes	Death of the insured person is not due to Employment Injury or Occupational Disease as per the ESI Act.
R.G.S.K.Y	No	*Not an IP/ IW on the date of loss of insurable Employment on account of retrenchment under ID act, closure of the factory / establishment under ID act or permanent invalidity of not less than 40% arising out of non-employment injury. * Less than three years (One year = 150 days) contribution paid/payable prior to loss of employment.
Ward of IP* certificate as on 31-10-2018	Yes ***	*

\*\*\* This eligibility status is based only on the date of Online Registration in the System.  
 \* The list is not exhaustive. For further details please visit nearest Branch Office or www.esic.nic.in. Eligibility status shown here is as on today's date and is further subject to Medical Certificates and/or other conditions.  
 # The eligibility shown here based on the circular number V-14/11/6/2018/Med.I Misc dated 11.03.2021  
 # Eligibility shall be subject to decision/discretion of the treating clinician.

Cancel

DISCLAIMER: Copyright © 2021, ESIC, India. All Rights Reserved. Best viewed in 1024 x 768 pixels, Site maintained by : ESIC. Designed and Developed by CMS Computers LTD. IP :82







**ESIC**  
Employees' State Insurance Corporation

Employee Details

Login User: 0008980558

Language/भाषा:
English

Insurance Person Number	5608980558	Insurance person Name	A KALAINANI
Period	Current Period	Report Generated on Dated	12/07/2022 23:01:21 Hrs

**Benefit Period Eligibility**

Benefit Start Date	Benefit End Date	Total Wages	Total Working Days Paid / Payable	Contribution Period From	Contribution Period To
01 Jan 2022	30 Jun 2022	10000.00	30	01 Apr 2021	30 Sep 2021
01 Jul 2022	31 Dec 2022	08000.00	182	01 Oct 2021	31 Mar 2022

**Eligibility to ESIC Benefits**

Benefit Type	Entitlement Status	Probable Reasons for Non-Entitlement to Benefits in case entitlement status is No
# Medical Benefit	Yes	IP/IW not in insurable employment and contributory conditions are not met in the corresponding Contribution Period.
Maternity Benefit	Yes	*Not an IW. * Less than 9 months of insurable employment on EDD / Date of delivery. * Less than 70 days contribution in 2 preceding Contribution Period.
Sickness Benefit	Yes	*Less than 9 months of Insurable employment from the date of first appointment * Contributed less than 78 days in the corresponding contribution period. * If entered in insurable employment for the first time in any Contribution period and contributed for less than half no. of days of such shorter Contribution period.
Extended Sickness Benefit	No	*Not suffering from any of the listed 34 diseases. *Less than two years continuous insurable employment. *Contributed for less than 150 days in proceeding four Contribution periods (Two years). * Not entitled for SB in any one of the four preceding Contribution Periods.
Enhanced Sickness Benefit	Yes	Not Entitled for Sickness Benefit.
#Super Speciality For IP	Yes	* Not completed six months of service from Date of registration. * Contributed less than 78 days in a contribution period.
#Super Speciality For Family	No	*Not completed one year of service from date of registration * Contributed less than 78 days in each of the two contribution period.
Temporary Disablement Benefit	Yes	Disablement not due to Employment Injury or Occupational Disease as per the ESI Act.
Permanent Disablment Benefit	Yes	Disablement not due to Employment Injury or Occupational Disease as per the ESI Act.
Dependent Benefit	Yes	Death of the Insured person is not due to Employment Injury or Occupational Disease as per the ESI Act.
R.G.S.K.V	No	*Not an IP/ IW on the date of loss of insurable Employment on account of retrenchment under ID act, closure of the factory / establishment under ID act or permanent invalidity of not less than 40% arising out of non-employment injury. * Less than three years (One year = 150 days) contribution paid/payable prior to loss of employment.
Ward of IP* certificate as on 31-10-2018	Yes ***	*

\*\*\* This eligibility status is based only on the date of Online Registration in the System.  
 \* The list is not exhaustive. For further details please visit nearest Branch Office or www.esic.nic.in. Eligibility status shown here is as on today's date and is further subject to Medical Certificates and/or other conditions.  
 \*\* The eligibility shown here based on the circular number V-14/11/0/2018/Med.I Misc dated 11.03.2021  
 # Eligibility shall be subject to decision/discretion of the treating clinician.

Cancel

DISCLAIMER: Copyright © 2021, ESIC, India. All Rights Reserved. Best viewed in 1024 x 768 pixels, Site maintained by : ESIC. Designed and Developed by CMS Computers LTD. IP :82







**ESIC**  
Employees' State Insurance Corporation

Employee Details

Login User: 0008980558

**Entitlement to Benefits** Language/भाषा: English

Insurance Person Number	5608980558	Insurance person Name	A KALAINANI
Period	Current Period	Report Generated on Dated	12/07/2022 23:02:38 Hrs

**Benefit Period Eligibility**

Benefit Start Date	Benefit End Date	Total Wages	Total Working Days Paid / Payable	Contribution Period From	Contribution Period To
01 Jan 2022	30 Jun 2022	10000.00	30	01 Apr 2021	30 Sep 2021
01 Jul 2022	31 Dec 2022	08000.00	182	01 Oct 2021	31 Mar 2022

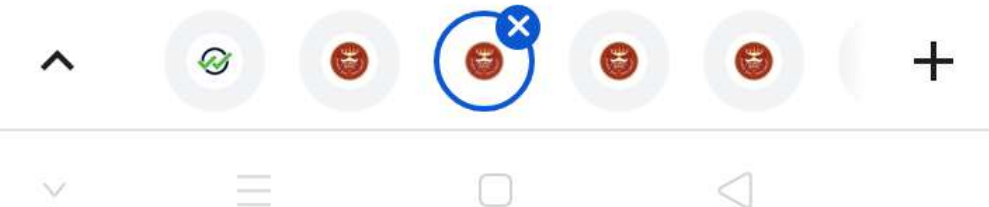
**Eligibility to ESIC Benefits**

Benefit Type	Entitlement Status	Probable Reasons for Non-Entitlement to Benefits in case entitlement status is No
# Medical Benefit	Yes	IP/IW not in insurable employment and contributory conditions are not met in the corresponding Contribution Period.
Maternity Benefit	Yes	*Not an IW. * Less than 9 months of insurable employment on EDD / Date of delivery. * Less than 70 days contribution in 2 preceding Contribution Period.
Sickness Benefit	Yes	*Less than 9 months of Insurable employment from the date of first appointment * Contributed less than 78 days in the corresponding contribution period. * If entered in insurable employment for the first time in any Contribution period and contributed for less than half no. of days of such shorter Contribution period.
Extended Sickness Benefit	No	*Not suffering from any of the listed 34 diseases. *Less than two years continuous insurable employment. *Contributed for less than 150 days in proceeding four Contribution periods (Two years). * Not entitled for SB in any one of the four preceding Contribution Periods.
Enhanced Sickness Benefit	Yes	Not Entitled for Sickness Benefit.
#Super Speciality For IP	Yes	* Not completed six months of service from Date of registration. * Contributed less than 78 days in a contribution period.
#Super Speciality For Family	No	*Not completed one year of service from date of registration * Contributed less than 78 days in each of the two contribution period.
Temporary Disablement Benefit	Yes	Disablement not due to Employment Injury or Occupational Disease as per the ESI Act.
Permanent Disablment Benefit	Yes	Disablement not due to Employment Injury or Occupational Disease as per the ESI Act.
Dependent Benefit	Yes	Death of the Insured person is not due to Employment Injury or Occupational Disease as per the ESI Act.
R.G.S.K.Y	No	*Not an IP/ IW on the date of loss of insurable Employment on account of retrenchment under ID act, closure of the factory / establishment under ID act or permanent invalidity of not less than 40% arising out of non-employment injury. * Less than three years (One year = 150 days) contribution paid/payable prior to loss of employment.
Ward of IP* certificate as on 31-10-2018	Yes ***	*

\*\*\* This eligibility status is based only on the date of Online Registration in the System.  
 \* The list is not exhaustive. For further details please visit nearest Branch Office or www.esic.nic.in. Eligibility status shown here is as on today's date and is further subject to Medical Certificates and/or other conditions.  
 \*\* The eligibility shown here based on the circular number V-14/11/6/2018/Med.I Misc dated 11.03.2021  
 # Eligibility shall be subject to decision/discretion of the treating clinician.

Cancel

DISCLAIMER: Copyright © 2021, ESIC, India. All Rights Reserved. Best viewed in 1024 x 768 pixels, Site maintained by : ESIC. Designed and Developed by CMS Computers LTD. IP :48







**ESIC**  
Employees' State Insurance Corporation

Employee Details

Login User: 0008980558

**Entitlement to Benefits** Language/भाषा: English

Insurance Person Number	5608980558	Insurance person Name	A KALAINANI
Period	Current Period	Report Generated on Dated	12/07/2022 23:02:38 Hrs

**Benefit Period Eligibility**

Benefit Start Date	Benefit End Date	Total Wages	Total Working Days Paid / Payable	Contribution Period From	Contribution Period To
01 Jan 2022	30 Jun 2022	10000.00	30	01 Apr 2021	30 Sep 2021
01 Jul 2022	31 Dec 2022	08000.00	182	01 Oct 2021	31 Mar 2022

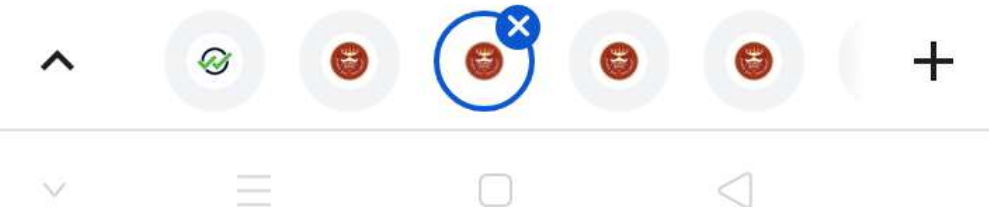
**Eligibility to ESIC Benefits**

Benefit Type	Entitlement Status	Probable Reasons for Non-Entitlement to Benefits in case entitlement status is No
# Medical Benefit	Yes	IP/IW not in insurable employment and contributory conditions are not met in the corresponding Contribution Period.
Maternity Benefit	Yes	*Not an IW. * Less than 9 months of insurable employment on EDD / Date of delivery. * Less than 70 days contribution in 2 preceding Contribution Period.
Sickness Benefit	Yes	*Less than 9 months of Insurable employment from the date of first appointment * Contributed less than 78 days in the corresponding contribution period. * If entered in insurable employment for the first time in any Contribution period and contributed for less than half no. of days of such shorter Contribution period.
Extended Sickness Benefit	No	*Not suffering from any of the listed 34 diseases. *Less than two years continuous insurable employment. *Contributed for less than 150 days in proceeding four Contribution periods (Two years). * Not entitled for SB in any one of the four preceding Contribution Periods.
Enhanced Sickness Benefit	Yes	Not Entitled for Sickness Benefit.
#Super Speciality For IP	Yes	* Not completed six months of service from Date of registration. * Contributed less than 78 days in a contribution period.
#Super Speciality For Family	No	*Not completed one year of service from date of registration * Contributed less than 78 days in each of the two contribution period.
Temporary Disablement Benefit	Yes	Disablement not due to Employment Injury or Occupational Disease as per the ESI Act.
Permanent Disablment Benefit	Yes	Disablement not due to Employment Injury or Occupational Disease as per the ESI Act.
Dependent Benefit	Yes	Death of the Insured person is not due to Employment Injury or Occupational Disease as per the ESI Act.
R.G.S.K.V	No	*Not an IP/ IW on the date of loss of insurable Employment on account of retrenchment under ID act, closure of the factory / establishment under ID act or permanent invalidity of not less than 40% arising out of non-employment injury. * Less than three years (One year = 150 days) contribution paid/payable prior to loss of employment.
Ward of IP* certificate as on 31-10-2018	Yes ***	*

\*\*\* This eligibility status is based only on the date of Online Registration in the System.  
\* The list is not exhaustive. For further details please visit nearest Branch Office or www.esic.nic.in. Eligibility status shown here is as on today's date and is further subject to Medical Certificates and/or other conditions.  
## The eligibility shown here based on the circular number V-14/11/0/2018/Med.I Misc dated 11.03.2021  
# Eligibility shall be subject to decision/discretion of the treating clinician.

Cancel

DISCLAIMER: Copyright © 2021, ESIC, India. All Rights Reserved. Best viewed in 1024 x 768 pixels, Site maintained by : ESIC. Designed and Developed by CMS Computers LTD. IP :48





**EMPLOYEE'S PROVIDENT FUND**  
**ELECTRONIC CHALLAN CUM RETURN (ECR)**

Name of Establishment	NALLAMUTHU GDR MAHALINGAM COLLEGE		
Establishment Id	CBCBE0045138000	LIN	1370273942
Wage Month	SEP-2020	Return Month	OCT-2020
Contribution Rate (%)	12	ECR Type	ECR
Salary Disbursement Date	07-OCT-2020	Uploaded Date Time	08-OCT-2020 13:07
Exemption Status	Unexempted	TRRN Number	4112010003893
Remarks	Sept2020contribution	ECR Id	49450398
Total Members	259	Aadhaar Not Seeded Member	98
<b>Contribution and Remittance Details (In Rupees) :</b>			
Total EPF Contribution Remitted	4,12,996	Total EPS Contribution Remitted	2,65,558
Total EPF-EPS Contribution Remitted	1,47,438	Total Refund Advance	0
<b>PMRPY Upfront Benefit Details (In Rupees) :</b>			
Total PMRPY Upfront EPF Amount	6,497	Total PMRPY Upfront EPS Amount	14,749
PMRPY benefit remarks	Establishment is eligible for PMRPY upfront benefit.		
<b>ABRY Upfront Benefit Details (In Rupees) :</b>			
Total ABRY benefit Amount	Employee EPF Share	Employer EPS Share	Employer EPF Share
	0	0	0
ABRY benefit remarks			

## Member Details :-

Sl. No.	UAN	Name as per		Wages				Contribution Remitted				Refunds	PMRPY / ABRY Benefit			Posting Location of the member
		ECR	UAN Repository	Gross	EPF	EPS	EDLI	EE	EPS	ER	NCP Days		Pension Share	ER PF Share	EE Share	
1	101316323798	A K Kavitha	A K KAVITHA	24,850	15,000	15,000	15,000	1,800	1,250	550	0	0	-	-	-	N.A.
2	100070967676	A. P. Kathirvel	A P KATHIRVEL	16,130	15,000	15,000	15,000	1,800	1,250	550	0	0	-	-	-	N.A.
3	100071341878	A Sivanarubelvi	A SIVANARUTS ELVI	24,170	15,000	15,000	15,000	1,800	1,250	550	0	0	-	-	-	N.A.
4	100070509417	A. Anandhi Prabha	A.ANANDHI PRABHA	14,540	14,540	14,540	14,540	1,745	1,211	534	0	0	-	-	-	N.A.
5	100070656758	A. Giriprakash	A GIRIPRAKASHI	27,302	15,000	15,000	15,000	1,800	1,250	550	0	0	-	-	-	N.A.
6	100687656290	A. Kanagaraj	A. KANAGARAJ	14,320	14,320	14,320	14,320	1,718	1,193	525	0	0	-	-	-	N.A.
7	100693555877	D Ahila	AHILA D	11,820	11,820	11,820	11,820	1,418	985	433	0	0	-	-	-	N.A.
8	100146098672	G Amutha	AMUTHA	15,760	15,000	15,000	15,000	1,800	1,250	550	0	0	-	-	-	N.A.
9	101126024781	A M Anandakumar	ANANDA KUMAR MOHANRAJ	12,500	12,500	12,500	12,500	1,500	1,041	459	0	0	-	-	-	N.A.
10	100985723157	G.Anandhi	ANANDHI G	0	0	0	0	0	0	0	30	0	-	-	-	N.A.
11	100929272338	R.Ananthi	ANANTHI	30,000	15,000	15,000	15,000	1,800	1,250	550	0	0	-	-	-	N.A.
12	101317293159	P Anitha	ANITHA P	9,500	9,500	9,500	9,500	1,140	791	349	0	0	PMRPY	PMRPY	-	N.A.
13	101334906304	U Anitha	ANITHA UNNI KRISHANAN	8,500	0	0	0	0	0	0	30	0	-	-	-	N.A.
14	101232825598	M Anusuya	ANUSUYA M	11,000	11,000	11,000	11,000	1,320	916	404	0	0	-	-	-	N.A.
15	100699912491	S Aravindh	ARAVINDH S	12,750	12,750	12,750	12,750	1,530	1,062	468	0	0	-	-	-	N.A.
16	100263272901	P Archana	ARCHANAA MANIKANDAN	16,780	15,000	15,000	15,000	1,800	1,250	550	0	0	-	-	-	N.A.
17	100886053943	B Aruljothi	ARULJOTHI MURUGAN	14,570	14,570	14,570	14,570	1,748	1,214	534	0	0	-	-	-	N.A.
18	101334906315	D Arunkumar	ARUN KUMAR D	9,750	9,750	9,750	9,750	1,170	812	358	0	0	PMRPY	PMRPY	-	N.A.
19	100102987864	B Azhagusundari	AZHAGUSUN DARI B	38,570	26,070	15,000	15,000	3,128	1,250	1,878	0	0	-	-	-	N.A.
20	100103024413	B Babysyamala	B BABYSHYAM ALA	17,558	0	0	0	0	0	0	30	0	-	-	-	N.A.

Sl. No.	UAN	Name as per		Wages				Contribution Remitted				Refunds	PMRPY / ABRY Benefit			Posting Location of the member
		ECR	UAN Repository	Gross	EPF	EPS	EDLI	EE	EPS	ER	NCP Days		Pension Share	ER PF Share	EE Share	
21	100103077213	B Dhanalakshmi	B DHANALAKSHMI	13,790	13,790	13,790	13,790	1,655	1,149	506	0	0	-	-	-	N.A.
22	100103131169	B Indrapriyadharsini	B. INDRAPRIYA DHARSHINI	19,610	15,000	15,000	15,000	1,800	1,250	550	0	0	-	-	-	N.A.
23	100103667266	B Sivakumar	B. SIVAKUMAR	14,470	14,470	14,470	14,470	1,736	1,205	531	0	0	-	-	-	N.A.
24	100555223695	R Balaji Vignesh	BALAJI VIGNESH	37,500	15,000	15,000	15,000	1,800	1,250	550	0	0	-	-	-	N.A.
25	101481908987	Bhanumathi murthi	BHANUMATHI MURTHI	7,500	7,500	7,500	7,500	900	625	275	0	0	-	-	-	N.A.
26	101126024832	T Bhavani	BHAVANI THANGAVEL	10,500	10,500	10,500	10,500	1,260	875	385	0	0	-	-	-	N.A.
27	100128538438	D Bhuvanendran	BHUVANENDRAN P	17,260	15,000	15,000	15,000	1,800	1,250	550	0	0	-	-	-	N.A.
28	100246373923	N Bhuvaneshkumar	BHUVANESHKUMAR N	20,960	15,000	15,000	15,000	1,800	1,250	550	0	0	-	-	-	N.A.
29	101335057707	V Brunthadevi	BRUNDHADEVI VEERAKANNAN	8,000	8,000	8,000	8,000	960	666	294	0	0	PMRPY	PMRPY	-	N.A.
30	100120831946	C Keerthana	C. KEERTHANA	16,320	15,000	15,000	15,000	1,800	1,250	550	0	0	-	-	-	N.A.
31	101468927060	K.Chandrabose	CHANDRABOSE	8,000	8,000	8,000	8,000	960	666	294	0	0	-	-	-	N.A.
32	101481908973	Chitra	CHITRA	8,000	8,000	8,000	8,000	960	666	294	0	0	-	-	-	N.A.
33	101316684500	S Christobher	CHRISTOBHER SAMUVEL	15,000	15,000	15,000	15,000	1,800	1,250	550	0	0	PMRPY	PMRPY	-	N.A.
34	100128878933	D Rajasekaran	D. RAJASEKARAN	15,000	15,000	15,000	15,000	1,800	1,250	550	0	0	-	-	-	N.A.
35	100555405616	D Saranya	D.SARANYA	12,940	12,940	12,940	12,940	1,553	1,078	475	0	0	-	-	-	N.A.
36	100209948183	M Deepa	DEEPA KATHIRVEL	18,260	15,000	15,000	15,000	1,800	1,250	550	0	0	-	-	-	N.A.
37	100288036659	R Deepa	DEEPA RANGANATHAN	26,780	15,000	15,000	15,000	1,800	1,250	550	0	0	-	-	-	N.A.
38	101421230239	Devi S	DEVI S	11,940	11,940	11,940	11,940	1,433	995	438	0	0	-	-	-	N.A.
39	100882864495	P Dhanagopalan	DHANAGOPALAN P	13,070	13,070	13,070	13,070	1,568	1,089	479	0	0	-	-	-	N.A.
40	100209951656	M Dhavapriya	DHAVAPRIYAM	16,610	15,000	15,000	15,000	1,800	1,250	550	0	0	-	-	-	N.A.

Sl. No.	UAN	Name as per		Wages				Contribution Remitted				Refunds	PMRPY / ABRY Benefit			Posting Location of the member
		ECR	UAN Repository	Gross	EPF	EPS	EDLI	EE	EPS	ER	NCP Days		Pension Share	ER PF Share	EE Share	
41	101468927073	Dhulasiram	DHULASI RAM	33,000	15,000	15,000	15,000	1,800	1,250	550	0	0	-	-	-	N.A.
42	100323659537	S Dilipkumar	DILIP KUMAR	16,760	15,000	15,000	15,000	1,800	1,250	550	0	0	-	-	-	N.A.
43	100555405188	N Divya	DIVYA	13,440	13,440	13,440	13,440	1,613	1,120	493	0	0	-	-	-	N.A.
44	100691150957	D Divya	DIVYA DURAISAMY	12,070	12,070	12,070	12,070	1,448	1,005	443	0	0	-	-	-	N.A.
45	101124580687	P DivyaBharathi	DIVYABHARA THI P	9,000	9,000	9,000	9,000	1,080	750	330	0	0	-	-	-	N.A.
46	10012095207	C R Durgadevi	DURGADEVI C R	25,030	15,000	15,000	15,000	1,800	1,250	550	0	0	-	-	-	N.A.
47	101334906327	E Sureshkumar	E SURESHKUMAR K ESWARAN	8,150	8,150	8,150	8,150	978	679	299	0	0	PMRPY	PMRPY	-	N.A.
48	100144656289	E Renuga	E.RENUGA	16,320	15,000	15,000	15,000	1,800	1,250	550	0	0	-	-	-	N.A.
49	100323677327	S Earnest Rajadurai	EARNEST RAJADURAI S	14,540	14,540	14,540	14,540	1,745	1,211	534	0	0	-	-	-	N.A.
50	100912369062	N Faazila	FAAZILA NASAR	0	0	0	0	0	0	0	30	0	-	-	-	N.A.
51	101318532293	PA Francia	FRANCIA ANTONY	9,500	9,500	9,500	9,500	1,140	791	349	0	0	PMRPY	PMRPY	-	N.A.
52	100148097677	G Akilandeswan	G AKILANDESWARI	40,320	24,870	15,000	15,000	2,984	1,250	1,734	0	0	-	-	-	N.A.
53	100148443040	G Mahalakshmi	G. MAHALAKSHMI	15,760	15,000	15,000	15,000	1,800	1,250	550	0	0	-	-	-	N.A.
54	100148501465	G Nithya	G.NITHYA	14,540	14,540	14,540	14,540	1,745	1,211	534	0	0	-	-	-	N.A.
55	100323743422	S Gandhimathi	GANDHIMATHI S	17,830	15,000	15,000	15,000	1,800	1,250	550	0	0	-	-	-	N.A.
56	100040362223	Ganesh P Arumugam	GANESH P. ARUMUGAM	20,900	15,000	15,000	15,000	1,800	1,250	550	0	0	-	-	-	N.A.
57	101315461261	M Gayathri	GAYATHRI MURUGESAN	9,500	9,500	9,500	9,500	1,140	791	349	0	0	PMRPY	PMRPY	-	N.A.
58	101315461257	P Gayathri	GAYATHRI P	9,500	9,500	9,500	9,500	1,140	791	349	0	0	PMRPY	PMRPY	-	N.A.
59	100323489519	S B Gayathri	GAYATHRI S B	33,480	15,000	15,000	15,000	1,800	1,250	550	0	0	-	-	-	N.A.
60	100387756338	T Geethanjali	GEETHANJAL THANGARAJ	20,360	15,000	15,000	15,000	1,800	1,250	550	0	0	-	-	-	N.A.

Sl. No.	UAN	Name as per		Wages				Contribution Remitted				Refunds	PMRPY / ABRY Benefit			Posting Location of the member
		ECR	UAN Repository	Gross	EPF	EPS	EDLI	EE	EPS	ER	NCP Days		Pension Share	ER PF Share	EE Share	
61	100555114275	N Giri	GIRI N	14,940	14,940	14,940	14,940	1,793	1,245	548	0	0	-	-	-	N.A.
62	100555336894	G Gnanaselvi	GNANASELVI GOBAL	14,440	14,440	14,440	14,440	1,733	1,203	530	0	0	-	-	-	N.A.
63	100070657061	A Gnanasoundan	GNANASOUN DARI A	14,540	14,540	14,540	14,540	1,745	1,211	534	0	0	-	-	-	N.A.
64	100555672738	D Gnanasoundan	GNANASOUN DARI D	12,440	12,440	12,440	12,440	1,493	1,036	457	0	0	-	-	-	N.A.
65	100555555105	A Gomathi	GOMATHI AGATHURSA MY	13,690	13,690	13,690	13,690	1,643	1,140	503	0	0	-	-	-	N.A.
66	100387756624	P Gomathi devi	GOMATHIDE VI GOVINDARAJ	18,860	15,000	15,000	15,000	1,800	1,250	550	0	0	-	-	-	N.A.
67	101336695570	D Gowri	GOWRI DHANDABAN I	7,000	7,000	7,000	7,000	840	583	257	0	0	PMRPY	PMRPY	-	N.A.
68	100555594361	V Greeshma Vijay	GREESHMA VIJAY	13,440	13,440	13,440	13,440	1,613	1,120	493	0	0	-	-	-	N.A.
69	100183443138	K Harishanker	HARISANKAR K	17,080	15,000	15,000	15,000	1,800	1,250	550	0	0	-	-	-	N.A.
70	100169331493	E Ramadevi	J.RAMADEVI	45,192	31,392	15,000	15,000	3,767	1,250	2,517	0	0	-	-	-	N.A.
71	100555476724	J Sowmiya	J.SOWMIYA	7,150	7,150	7,150	7,150	858	596	262	0	0	-	-	-	N.A.
72	101242104288	S Jagadambal	JAGADAMBAL S	10,500	10,500	10,500	10,500	1,260	875	385	0	0	PMRPY	PMRPY	-	N.A.
73	100893579224	S Jamuna	JAMUNA S	14,570	14,570	14,570	14,570	1,748	1,214	534	0	0	-	-	-	N.A.
74	100555260203	S Jayalakshmi	JAYALAKSHMI SACHITHANA NTHAM	12,440	12,440	12,440	12,440	1,493	1,036	457	0	0	-	-	-	N.A.
75	100263539410	P Jayanthi	JAYANTHI P	17,960	15,000	15,000	15,000	1,800	1,250	550	0	0	-	-	-	N.A.
76	101126024799	R Jayanthi	JAYANTHI R	13,750	13,750	13,750	13,750	1,650	1,145	505	0	0	-	-	-	N.A.
77	101126022378	P Jayapriya	JAYAPRIYA P	10,500	10,500	10,500	10,500	1,260	875	385	0	0	-	-	-	N.A.
78	100555556293	N Jayasudha	JAYASUDHA N	14,940	14,940	14,940	14,940	1,793	1,245	548	0	0	-	-	-	N.A.
79	100210117382	M Jeeva	JEEVA M	35,440	23,340	15,000	15,000	2,801	1,250	1,551	0	0	-	-	-	N.A.
80	100323842076	S Jeyalakshmi	JEYALAKSHMI S	27,730	15,000	15,000	15,000	1,800	1,250	550	0	0	-	-	-	N.A.

Sl. No.	UAN	Name as per		Wages				Contribution Remitted				Refunds	PMRPY / ABRY Benefit			Posting Location of the member
		ECR	UAN Repository	Gross	EPF	EPS	EDLI	EE	EPS	ER	NCP Days		Pension Share	ER PF Share	EE Share	
81	100183709447	K M Mohankumar	K M MOHAN KUMAR	19,780	15,000	15,000	15,000	1,800	1,250	550	0	0	-	-	-	N.A.
82	101000442040	K Santhi	K SANTHI	10,820	10,820	10,820	10,820	1,298	901	397	0	0	-	-	-	N.A.
83	100183442622	K Haridas	K.HARIDAS	45,984	29,184	15,000	15,000	3,502	1,250	2,252	0	0	-	-	-	N.A.
84	100555335988	K Poonkodi	K.POONKODI	18,500	15,000	15,000	15,000	1,800	1,250	550	0	0	-	-	-	N.A.
85	100184102443	K Priyatharshini	K. PRIYATHARS HINI	30,000	15,000	15,000	15,000	1,800	1,250	550	0	0	-	-	-	N.A.
86	100555797954	K S Kavitha	K.S.KAVITHA	15,780	15,000	15,000	15,000	1,800	1,250	550	0	0	-	-	-	N.A.
87	100184320664	K S Leelavathi	K.S. LEELAVATHI	16,290	15,000	15,000	15,000	1,800	1,250	550	0	0	-	-	-	N.A.
88	100184640999	K Selvakumar	K. SELVAKUMA R	17,480	15,000	15,000	15,000	1,800	1,250	550	0	0	-	-	-	N.A.
89	100184651934	K Sivakumar	K. SIVAKUMAR	14,310	14,310	14,310	14,310	1,717	1,192	525	0	0	-	-	-	N.A.
90	100103207819	B Kalaiselvi	KALAISELVI BALAKRISHN AN	22,170	15,000	15,000	15,000	1,800	1,250	550	0	0	-	-	-	N.A.
91	101397434779	A Kalaivani	KALAIVANI A	10,000	10,000	10,000	10,000	1,200	833	367	0	0	PMRPY	PMRPY	-	N.A.
92	100555673635	S Kaleeswari	KALEESWARI SUBRAMANIY AM	0	0	0	0	0	0	0	30	0	-	-	-	N.A.
93	101147941930	K Kalpana	KALPANA	6,750	6,750	6,750	6,750	810	562	248	0	0	-	-	-	N.A.
94	101270277579	M Kanagamani	KANAGAMAN I MATHIYALAG AN	0	0	0	0	0	0	0	30	0	-	-	-	N.A.
95	100070795573	A Kandeepan	KANDEEPAN A	31,600	0	0	0	0	0	0	30	0	-	-	-	N.A.
96	101316314765	A G Kannan	KANNAN ANNAPOORN AM GANESAN	12,000	12,000	12,000	12,000	1,440	1,000	440	0	0	PMRPY	PMRPY	-	N.A.
97	100555797851	P Kanniammal	KANNIAMMA L K	7,750	7,750	7,750	7,750	930	646	284	0	0	-	-	-	N.A.
98	100288239250	R Kanniammal	KANNIYAMM AL RANGASAMY	7,900	7,900	7,900	7,900	948	658	290	0	0	-	-	-	N.A.
99	100893582741	P Karthika	KARTHIKA PARAMASIVA M	11,320	11,320	11,320	11,320	1,358	943	415	0	0	-	-	-	N.A.

Sl. No.	UAN	Name as per		Wages				Contribution Remitted				Refunds	PMRPY / ABRY Benefit			Posting Location of the member
		ECR	UAN Repository	Gross	EPF	EPS	EDLI	EE	EPS	ER	NCP Days		Pension Share	ER PF Share	EE Share	
100	100324085390	S M Kirubapackiarat hinam	KIRUBA PACKIA RATHINAM S M	12,450	12,450	12,450	12,450	1,494	1,037	457	0	0	-	-	-	N.A.
101	100288243354	R Kiruthika	KIRUTHIGA RAJAGOPAL	16,360	15,000	15,000	15,000	1,800	1,250	550	0	0	-	-	-	N.A.
102	100324023035	S Kotteeswaran	KOTEESWAR AN S	18,960	15,000	15,000	15,000	1,800	1,250	550	0	0	-	-	-	N.A.
103	100103214121	B Krishnamurthi	KRISHNAMU RTHI B	18,630	15,000	15,000	15,000	1,800	1,250	550	0	0	-	-	-	N.A.
104	100210264030	M Kuppusamy	KUPPUSAMY M	24,780	15,000	0	0	1,800	0	1,800	0	0	-	-	-	N.A.
105	100036858675	M Lakshmanan	LAKSHMANA NM	13,940	13,940	13,940	13,940	1,673	1,161	512	0	0	-	-	-	N.A.
106	100207258630	R Latheesh	LATHEESH R	14,700	14,700	14,700	14,700	1,764	1,225	539	0	0	-	-	-	N.A.
107	100209884378	M Chitrakala	M CHITRAKALA	19,110	15,000	15,000	15,000	1,800	1,250	550	0	0	-	-	-	N.A.
108	10021031284 6	M Lingaraj	M LINGARAJ	12,600	12,600	12,600	12,600	1,512	1,050	462	0	0	-	-	-	N.A.
109	10021089430 0	M Rajasenathipath hi	M RAJA SENATHIPAT HI	47,492	31,392	15,000	15,000	3,767	1,250	2,517	0	0	-	-	-	N.A.
110	10021090942 0	M Rathamani	M RATHAMANI	31,880	22,080	15,000	15,000	2,650	1,250	1,400	0	0	-	-	-	N.A.
111	10020975775 6	M Akilanayaki	M. AKILANAYAKI	0	0	0	0	0	0	0	30	0	-	-	-	N.A.
112	10020975955 3	M Amsaveni	M.AMSAVENI	16,720	15,000	15,000	15,000	1,800	1,250	550	0	0	-	-	-	N.A.
113	10021026384 8	M Kunthavi Nappinnai	M.KUNTHAVI NAPPINNAI	32,000	15,000	15,000	15,000	1,800	1,250	550	0	0	-	-	-	N.A.
114	10021049910 6	M Malathi	M.MALATHI	16,360	15,000	15,000	15,000	1,800	1,250	550	0	0	-	-	-	N.A.
115	10021050831 7	M Meena Kirithika	M.MEENA KIRITHIKA	14,540	14,540	14,540	14,540	1,745	1,211	534	0	0	-	-	-	N.A.
116	10055567269 8	M Nirmala	M.NIRMALA	12,440	12,440	12,440	12,440	1,493	1,036	457	0	0	-	-	-	N.A.
117	10055520460 3	M Palaniammal	M. PALANIAMMAL	8,460	8,460	8,460	8,460	1,015	705	310	0	0	-	-	-	N.A.
118	10021089332 1	M Rajammal	M.RAJAMMAL	7,900	7,900	7,900	7,900	948	658	290	0	0	-	-	-	N.A.

Sl. No.	UAN	Name as per		Wages				Contribution Remitted				Refunds	PMRPY / ABRY Benefit			Posting Location of the member
		ECR	UAN Repository	Gross	EPF	EPS	EDLI	EE	EPS	ER	NCP Days		Pension Share	ER PF Share	EE Share	
119	100211229900	M Sakthi	M.SAKTHI	42,450	25,500	15,000	15,000	3,060	1,250	1,810	0	0	-	-	-	N.A.
120	100885217481	M Shanmugapriya	M. SHANMUGAPRIYA	10,820	10,820	10,820	10,820	1,298	901	397	0	0	-	-	-	N.A.
121	100030133166	M Suganthi	M.SUGANTHI	15,000	15,000	15,000	15,000	1,800	1,250	550	0	0	-	-	-	N.A.
122	101126024821	B Madhankumar	MADHAN KUMAR BALASUBRAMANIAM	10,000	10,000	10,000	10,000	1,200	833	367	0	0	-	-	-	N.A.
123	101469702918	J.Madhubala	MADHUBALA JEGANATHAN	8,500	8,500	8,500	8,500	1,020	708	312	0	0	-	-	-	N.A.
124	100324256942	S Mahalakshmi	MAHALAKSHMI SELVARAJ	14,540	14,540	14,540	14,540	1,745	1,211	534	0	0	-	-	-	N.A.
125	100555672304	S Maheswari	MAHESWARIS	12,940	12,940	12,940	12,940	1,553	1,078	475	0	0	-	-	-	N.A.
126	100128742714	D Mangalaprema	MANGALA PREMA	13,680	13,680	13,680	13,680	1,642	1,140	502	0	0	-	-	-	N.A.
127	100120803901	C K S Manikandan	MANIKANDAN	22,200	15,000	15,000	15,000	1,800	1,250	550	0	0	-	-	-	N.A.
128	100387901043	T Manikandan	MANIKANDAN T	16,360	15,000	15,000	15,000	1,800	1,250	550	0	0	-	-	-	N.A.
129	100210506226	M Marimuthu	MARIMUTHUM	14,320	14,320	14,320	14,320	1,718	1,193	525	0	0	-	-	-	N.A.
130	100324266345	S Mariselvi	MARISELVI	19,260	15,000	15,000	15,000	1,800	1,250	550	0	0	-	-	-	N.A.
131	100891143054	R Mini	MINI R	11,320	11,320	11,320	11,320	1,358	943	415	0	0	-	-	-	N.A.
132	101242104290	T Murugesan	MURUGESAN THAYANUDAIYAR	14,750	14,750	14,750	14,750	1,770	1,229	541	0	0	PMRPY	PMRPY	-	N.A.
133	100246371194	N Bagyalakshmi	N BAGYALAKSHMI	45,110	26,760	15,000	15,000	3,211	1,250	1,961	0	0	-	-	-	N.A.
134	100246677476	N Panneerselvam	N PANNEERSELVAM	22,070	15,000	0	0	1,800	0	1,800	0	0	-	-	-	N.A.
135	100246681773	N Pushpa	N PUSHPA	18,430	15,000	15,000	15,000	1,800	1,250	550	0	0	-	-	-	N.A.
136	100555673140	N Arulkumar	N. ARULKUMAR	13,190	13,190	13,190	13,190	1,583	1,099	484	0	0	-	-	-	N.A.
137	100555336286	N Karthikeyan	N. KARTHIKEYAN	12,440	12,440	12,440	12,440	1,493	1,036	457	0	0	-	-	-	N.A.
138	10055552706	N Padmasundari	N. PADMASUND	15,780	15,000	15,000	15,000	1,800	1,250	550	0	0	-	-	-	N.A.

Sl. No.	UAN	Name as per		Wages				Contribution Remitted				Refunds	PMRPY / ABRY Benefit			Posting Location of the member	
		ECR	UAN Repository	Gross	EPF	EPS	EDLI	EE	EPS	ER	NCP Days		Pension Share	ER PF Share	EE Share		
	5		ARI														
139	100246679962	N Prakash	N.PRAKASH	18,260	15,000	15,000	15,000	1,800	1,250	550	0	0	-	-	-	-	N.A.
140	100246742070	N Radha	N.RADHA	40,505	26,100	15,000	15,000	3,132	1,250	1,882	0	0	-	-	-	-	N.A.
141	100246881467	N Shyamala	N.SHYAMALA	16,260	15,000	15,000	15,000	1,800	1,250	550	0	0	-	-	-	-	N.A.
142	100246908694	N Udhayarani	N.UDHAYARANI	17,040	15,000	15,000	15,000	1,800	1,250	550	0	0	-	-	-	-	N.A.
143	100246969970	N Yasodha	N.YASODHA	13,760	13,760	13,760	13,760	1,651	1,146	505	0	0	-	-	-	-	N.A.
144	100288430086	R Nandhakumar	NANDAKUMARR	28,230	15,000	15,000	15,000	1,800	1,250	550	0	0	-	-	-	-	N.A.
145	101351106658	Nandha Gopu M	NANDHAGOPUM	8,500	8,500	8,500	8,500	1,020	708	312	0	0	-	-	-	-	N.A.
146	101467997864	P.Nandhini	NANDHINI PANNEERSELVAM	8,000	8,000	8,000	8,000	960	666	294	0	0	-	-	-	-	N.A.
147	100889116275	N Nithya	NITHYA NADARAJ	11,320	11,320	11,320	11,320	1,358	943	415	0	0	-	-	-	-	N.A.
148	100263269734	P Anitha	P.ANITHA	29,130	15,000	15,000	15,000	1,800	1,250	550	0	0	-	-	-	-	N.A.
149	100263652005	P Kaleeswaran	P.KALEESWARAN	13,320	13,320	13,320	13,320	1,598	1,110	488	0	0	-	-	-	-	N.A.
150	100263274075	P Arumugam	P.ARUMUGAM	14,920	14,920	14,920	14,920	1,790	1,243	547	0	0	-	-	-	-	N.A.
151	100263651734	P Kalaivani	P.KALAIVANI	15,040	15,000	15,000	15,000	1,800	1,250	550	0	0	-	-	-	-	N.A.
152	100263839969	P Mariammal	P.MARIAMMAL	15,040	15,000	15,000	15,000	1,800	1,250	550	0	0	-	-	-	-	N.A.
153	100555594201	P V Nandhini	P.V.NANDHINI	12,440	12,440	12,440	12,440	1,493	1,036	457	0	0	-	-	-	-	N.A.
154	100555556181	P Padma	PADMA P	12,940	12,940	12,940	12,940	1,553	1,078	475	0	0	-	-	-	-	N.A.
155	100120946263	C Palani	PALANI C	9,450	9,450	9,450	9,450	1,134	787	347	0	0	-	-	-	-	N.A.
156	100387973018	T Parameswari	PARAMESHWARI THANGAVEL	31,430	15,000	15,000	15,000	1,800	1,250	550	0	0	-	-	-	-	N.A.
157	10032448578	S Parimaladevi	PARIMALADEVI	19,980	15,000	15,000	15,000	1,800	1,250	550	0	0	-	-	-	-	N.A.

Sl. No.	UAN	Name as per		Wages				Contribution Remitted				Refunds	PMRPY / ABRY Benefit			Posting Location of the member	
		ECR	UAN Repository	Gross	EPF	EPS	EDLI	EE	EPS	ER	NCP Days		Pension Share	ER PF Share	EE Share		
2																	
158	101126024845	T Ponraj	PONRAJ T	16,500	15,000	15,000	15,000	1,800	1,250	550	0	0	-	-	-	-	N.A.
159	100324490072	S Poomimadevi	POORNIMAD EVI	33,740	15,000	15,000	15,000	1,800	1,250	550	0	0	-	-	-	-	N.A.
160	100399684338	V Prabavathi	PRABAVATHI RAMESH	16,510	15,000	15,000	15,000	1,800	1,250	550	0	0	-	-	-	-	N.A.
161	101242812921	V Prabhu	PRABHU V	15,000	15,000	15,000	15,000	1,800	1,250	550	0	0	PMRPY	PMRPY	-	-	N.A.
162	100071049677	A. Prakashan	PRAKALATHA N A	17,010	15,000	15,000	15,000	1,800	1,250	550	0	0	-	-	-	-	N.A.
163	101316387043	M Prem	PREM M	9,000	9,000	9,000	9,000	1,020	750	330	0	0	PMRPY	PMRPY	-	-	N.A.
164	100555335715	E Priya	PRIYA ESWARAN	14,190	14,190	14,190	14,190	1,703	1,182	521	0	0	-	-	-	-	N.A.
165	10028837610	R Malathiravindra n	R MALATHI RAVINDRAN	28,320	15,000	15,000	15,000	1,800	1,250	550	0	0	-	-	-	-	N.A.
166	10114056684	R Sudha	R SUDHA	10,500	10,500	10,500	10,500	1,260	875	385	0	0	-	-	-	-	N.A.
167	10028889083	R Thiyaagu	R THIYAGU	62,010	15,000	15,000	15,000	1,800	1,250	550	0	0	-	-	-	-	N.A.
168	10028792291	R Amsaveni	R.AMSAVENI	17,110	15,000	15,000	15,000	1,200	1,250	550	0	0	-	-	-	-	N.A.
169	100555605288	R. Ashok kumar	R.ASHOK KUMAR	26,500	15,000	15,000	15,000	1,200	1,250	550	0	0	-	-	-	-	N.A.
170	10055567336	R. Jayaprakash	R. JAYAPRAKASH	13,440	13,440	13,440	13,440	1,613	1,120	493	0	0	-	-	-	-	N.A.
171	10055533654	R. Kalaiselvi	R.KALAISELVI	12,440	12,440	12,440	12,440	1,493	1,036	457	0	0	-	-	-	-	N.A.
172	10028824137	R. Karuppan	R.KARUPPAN	8,950	8,950	8,950	8,950	1,074	746	328	0	0	-	-	-	-	N.A.
173	10028824241	R. Kavitha	R.KAVITHA	41,760	15,000	15,000	15,000	1,800	1,250	550	0	0	-	-	-	-	N.A.
174	10055559365	R. M. Bharanitharan	R.M. BHARANITHARAN	0	0	0	0	0	0	0	30	0	-	-	-	-	N.A.
175	10004407728	R. Raju	R.RAJU	13,200	13,200	13,200	13,200	1,584	1,100	484	0	0	-	-	-	-	N.A.
176	100555673345	R. Rakkimuthu	R. RAKKIMUTHU	16,690	15,000	15,000	15,000	1,800	1,250	550	0	0	-	-	-	-	N.A.

Sl. No.	UAN	Name as per		Wages				Contribution Remitted				Refunds	PMRPY / ABRY Benefit			Posting - Location of the member
		ECR	UAN Repository	Gross	EPF	EPS	EDLI	EE	EPS	ER	NCP Days		Pension Share	ER PF Share	EE Share	
177	10028863538 1	R Ramya	R RAMYA	16,320	15,000	15,000	15,000	1,800	1,250	550	0	0	-	-	-	N.A.
178	10028885087 2	R Sharmila	R SHARMILA	45,500	15,000	15,000	15,000	1,800	1,250	550	0	0	-	-	-	N.A.
179	10055555604 9	R Somasundaram	R SOMASUNDA RAM	11,940	11,940	11,940	11,940	1,433	995	438	0	0	-	-	-	N.A.
180	100887670046	M Ragaprabha	RAGAPRABH A MUTHUKARU PPUSAMY	0	0	0	0	0	0	0	30	0	-	-	-	N.A.
181	10026415426 8	P Ragnathan	RAGUNATHA N P	56,600	45,500	0	0	5,460	0	5,460	0	0	-	-	-	N.A.
182	101318532303	K Raghulkumar	RAHULKUMA R KALIMUTHU	10,500	10,500	10,500	10,500	1,260	875	385	0	0	PMRPY	PMRPY	-	N.A.
183	100288628273	R Rajeshkumar	RAJESH KUMAR R	14,600	14,600	14,600	14,600	1,752	1,216	536	0	0	-	-	-	N.A.
184	10021090380 1	M Ramasamy	RAMASAMY M	12,100	12,100	12,100	12,100	1,452	1,008	444	0	0	-	-	-	N.A.
185	101469822470	A.Ramkumar	RAMKUMAR A	9,000	9,000	9,000	9,000	1,080	750	330	0	0	-	-	-	N.A.
186	100210852048	M Ranganatha Santhanagopal	RANGANATH A SANTHANAG OPAL M	18,000	15,000	15,000	15,000	1,800	1,250	550	0	0	-	-	-	N.A.
187	100201928663	L Ranjit	RANJIT L	19,400	15,000	15,000	15,000	1,800	1,250	550	0	0	-	-	-	N.A.
188	101468927087	V.Ruba	RUBA VELUMANI	8,500	8,500	8,500	8,500	1,020	708	312	0	0	-	-	-	N.A.
189	10032448973 9	S Poongodi	S POONGODI	22,580	15,000	15,000	15,000	1,800	1,250	550	0	0	-	-	-	N.A.
190	10032502551 7	S Selvakumar	S SELVAKUMA R	25,670	15,000	15,000	15,000	1,800	1,250	550	0	0	-	-	-	N.A.
191	10032376947 1	S Hemalatha	S. HEMALATHA	34,740	15,000	15,000	15,000	1,800	1,250	550	0	0	-	-	-	N.A.
192	10032402234 2	S Kokilavizhi	S. KOKILAVIZHI	17,510	15,000	15,000	15,000	1,800	1,250	550	0	0	-	-	-	N.A.
193	10032402484 2	S Krishnan	S.KRISHNAN	15,680	15,000	15,000	15,000	1,800	1,250	550	0	0	-	-	-	N.A.
194	100324357028	S Niraimathi	S. NIRAIMATHI	38,570	26,070	15,000	15,000	3,128	1,250	1,878	0	0	-	-	-	N.A.
195	10092982089 0	S Poomimadevi	S POORNIMAD EVI	0	0	0	0	0	0	0	30	0	-	-	-	N.A.

Sl. No.	UAN	Name as per		Wages				Contribution Remitted				Refunds	PMRPY / ABRY Benefit			Posting Location of the member
		ECR	UAN Repository	Gross	EPF	EPS	EDLI	EE	EPS	ER	NCP Days		Pension Share	ER PF Share	EE Share	
196	100325030119	S Senthilselvan	S. SENTHILSELVAN	25,940	20,100	15,000	15,000	2,412	1,250	1,162	0	0	-	-	-	N.A.
197	100325032890	S Shanmugavadi	S. SHANMUGAVADIVU	14,040	14,040	14,040	14,040	1,685	1,170	515	0	0	-	-	-	N.A.
198	100325034112	S Sharmila	S.SHARMILA	16,360	15,000	15,000	15,000	1,800	1,250	550	0	0	-	-	-	N.A.
199	101147941924	S Vigneshkumar	S. VIGNESHKUMAR	10,000	10,000	10,000	10,000	1,200	833	367	0	0	-	-	-	N.A.
200	100896337657	S Yogeswan	S. YOGESWARI	11,000	11,000	11,000	11,000	1,320	916	404	0	0	-	-	-	N.A.
201	100555340571	K Sabareesh	SABAREESH K	11,850	11,850	11,850	11,850	1,422	987	435	0	0	-	-	-	N.A.
202	100699629627	S Saranya	SARANYA SOUNRARAJAN	10,720	10,720	10,720	10,720	1,286	893	393	0	0	-	-	-	N.A.
203	101126022350	M Saranyadevi	SARANYADEVI M	11,500	11,500	11,500	11,500	1,380	958	422	0	0	-	-	-	N.A.
204	101148571382	A Saravanakumar	SARAVANAKUMAR ARUMUGAM	8,500	0	0	0	0	0	0	14	0	-	-	-	N.A.
205	101336695589	N Saravanakumar	SARAVANAKUMAR NAGARAJ	9,400	9,400	9,400	9,400	1,128	783	345	0	0	PMRPY	PMRPY	-	N.A.
206	100896333586	P Sathishkumar	SATHISHKUMAR P	14,320	14,320	14,320	14,320	1,718	1,193	525	0	0	-	-	-	N.A.
207	100211354023	M V Sathyabama	SATHYABAMA M	37,940	23,340	15,000	15,000	2,801	1,250	1,551	0	0	-	-	-	N.A.
208	100288845594	R Sekar	SEKAR RAJAGOPAL	22,830	15,000	15,000	15,000	1,800	1,250	550	0	0	-	-	-	N.A.
209	101347848547	M Selladurai	SELLADURAI MADHIYAN	15,000	15,000	15,000	15,000	1,800	1,250	550	0	0	-	-	-	N.A.
210	100184643173	K Senthilkumar	SENTHILKUMAR K	10,110	10,110	10,110	10,110	1,213	842	371	0	0	-	-	-	N.A.
211	101315461242	P Senthilmanojkumar	SENTHILMANOJKUMAR PARAMASIVAM	0	0	0	0	0	0	0	30	0	-	-	-	N.A.
212	100211249593	M Shanmugapriya	SHANMUGAPRIYA M	16,320	15,000	15,000	15,000	1,800	1,250	550	0	0	-	-	-	N.A.
213	100555114657	S S Shanthi	SHANTHI S.S	13,440	13,440	13,440	13,440	1,613	1,120	493	0	0	-	-	-	N.A.
214	100866785649	R Sindhuja	SINDHUJA R	9,500	9,500	9,500	9,500	1,140	791	349	0	0	-	-	-	N.A.
215	100357361116	Sivagnanaselvakumar T	SIVAGNANA SELVAKUMA	33,800	15,000	15,000	15,000	1,800	1,250	550	0	0	-	-	-	N.A.

Sl. No.	UAN	Name as per		Wages				Contribution Remitted				Refunds	PMRPY / ABRY Benefit			Posting - Location of the member
		ECR	UAN Repository	Gross	EPF	EPS	EDLI	EE	EPS	ER	NCP Days		Pension Share	ER PF Share	EE Share	
			RT													
216	100169403335	J Sivakumar	SIVAKUMAR J	34,100	25,200	15,000	15,000	3,024	1,250	1,774	0	0	-	-	-	N.A.
217	100388152282	T Sivaranjane	SIVARANJAN E	15,360	15,000	15,000	15,000	1,800	1,250	550	0	0	-	-	-	N.A.
218	100891128393	D Sowmiya	SOWMIYA	11,220	11,220	11,220	11,220	1,346	935	411	0	0	-	-	-	N.A.
219	100071148087	A Rangara	SRI A RANGARAJU	14,620	14,620	14,620	14,620	1,754	1,218	536	0	0	-	-	-	N.A.
220	100555476657	R Sudha	SUDHA R	12,940	12,940	12,940	12,940	1,553	1,078	475	0	0	-	-	-	N.A.
221	100044042680	N.Sumathi	SUMATHI N	14,000	14,000	14,000	14,000	1,680	1,166	514	0	0	-	-	-	N.A.
222	100388157925	T Sumithra	SUMITHRA T	35,970	23,670	15,000	15,000	2,840	1,250	1,590	0	0	-	-	-	N.A.
223	101128437283	R Surya	SURIYA R	10,500	10,500	10,500	10,500	1,260	875	385	0	0	-	-	-	N.A.
224	100387976938	T Pushparani	T PUSHPARANI	24,170	15,000	15,000	15,000	1,800	1,250	550	0	0	-	-	-	N.A.
225	100388034854	T Rajkumar	T RAJKUMAR	27,730	15,000	15,000	15,000	1,800	1,250	550	0	0	-	-	-	N.A.
226	100555594240	T Anish Fathima	T ANISH FATHIMA	11,940	11,940	11,940	11,940	1,433	995	438	0	0	-	-	-	N.A.
227	100387757376	T Gowrani	T.GOWRANI	18,040	15,000	15,000	15,000	1,800	1,250	550	0	0	-	-	-	N.A.
228	100387830385	T Kiruthika	T.KIRUTHIKA	16,320	15,000	15,000	15,000	1,800	1,250	550	0	0	-	-	-	N.A.
229	100896338336	T Manjula	T.MANJULA	11,320	11,320	11,320	11,320	1,358	943	415	0	0	-	-	-	N.A.
230	100886060746	T Mohanasundari	T. MOHANASUNDARI	11,820	11,820	11,820	11,820	1,418	985	433	0	0	-	-	-	N.A.
231	100387935265	T Natarajan	T. NATARAJAN	14,760	14,760	14,760	14,760	1,771	1,230	541	0	0	-	-	-	N.A.
232	100065954927	T Vijayachitra	T. VIJAYACHITHRA	17,030	15,000	15,000	15,000	1,800	1,250	550	0	0	-	-	-	N.A.
233	101347848552	Thamaraiselvi	THAMARAISELVI BOOBALAKRISHNAN	26,000	15,000	15,000	15,000	1,800	1,250	550	0	0	-	-	-	N.A.
234	100288888772	R Thamilselvi	THAMILSELVI R	18,350	15,000	15,000	15,000	1,800	1,250	550	0	0	-	-	-	N.A.

Sl. No.	UAN	Name as per		Wages				Contribution Remitted				Refunds	PMRPY / ABRY Benefit			Posting Location of the member
		ECR	UAN Repository	Gross	EPF	EPS	EDLI	EE	EPS	ER	NCP Days		Pension Share	ER PF Share	EE Share	
235	100398964448	V Thirumurthy	THIRUMOODR THY V	9,450	9,450	9,450	9,450	1,134	767	347	0	0	-	-	-	N.A.
236	100211313377	M Thirunavukkara su	THIRUNAVUK KARASU M	30,610	24,061	15,000	15,000	2,887	1,250	1,637	0	0	-	-	-	N.A.
237	100169416962	J Umamaheshwari	UMAMAHES WARI D	21,420	15,000	15,000	15,000	1,800	1,250	550	0	0	-	-	-	N.A.
238	100398681953	V Panimalam	V PARIMALAM	20,860	15,000	15,000	15,000	1,800	1,250	550	0	0	-	-	-	N.A.
239	100985723174	V Sreeramakshnan	V SREE RAMA KRISHNAN	11,320	11,320	11,320	11,320	1,358	943	415	0	0	-	-	-	N.A.
240	100555405853	V Poomima	V.POORNIMA	13,690	13,690	13,690	13,690	1,643	1,140	503	0	0	-	-	-	N.A.
241	100398932694	V Settu	V.SETTU	16,080	15,000	15,000	15,000	1,800	1,250	550	0	0	-	-	-	N.A.
242	101508573792	Vadivel	VADIVEL	10,250	10,250	10,250	10,250	1,230	854	376	0	0	-	-	-	N.A.
243	101126022366	S Vallinayagam	VALLINAYAG AM S	0	0	0	0	0	0	0	30	0	-	-	-	N.A.
244	100919508554	K Vani	VANI KANAGARAJ	11,320	0	0	0	0	0	0	30	0	-	-	-	N.A.
245	100325237894	S Veerakannan	VEERAKANN AN SENNAYAN	17,240	15,000	15,000	15,000	1,800	1,250	550	0	0	-	-	-	N.A.
246	100164879270	K Veerakumar	VEERAKUMA R K	20,260	15,000	15,000	15,000	1,800	1,250	550	0	0	-	-	-	N.A.
247	100264628697	P Veerasithi Vinayagam	VEERASITHI VINAYAGAN P	20,670	15,000	15,000	15,000	1,800	1,250	550	0	0	-	-	-	N.A.
248	101318657937	A Velumani	VELUMANI A	0	0	0	0	0	0	0	30	0	-	-	-	N.A.
249	100288980417	R Vidwakalyani	VIDWAKALYA NI	15,000	15,000	15,000	15,000	1,800	1,250	550	0	0	-	-	-	N.A.
250	100148973909	G Vignesh	VIGNESH G	29,980	15,000	15,000	15,000	1,800	1,250	550	0	0	-	-	-	N.A.
251	100067979791	P Vijaya	VIJAYA PALANISAMY	7,900	7,900	7,900	7,900	948	658	290	0	0	-	-	-	N.A.
252	100437825505	S Vijayakumar	VIJAYAKUMA R	21,000	15,000	15,000	15,000	1,800	1,250	550	0	0	-	-	-	N.A.
253	100164891526	K Vijayakumar	VIJAYAKUMA R.K	37,820	24,870	15,000	15,000	2,984	1,250	1,734	0	0	-	-	-	N.A.
254	100920349416	K Vimaladevi	VIMALADEVI PONRAJ	12,820	12,820	12,820	12,820	1,538	1,068	470	0	0	-	-	-	N.A.

Sl. No.	UAN	Name as per		Wages				Contribution Remitted				Refunds	PMRPY / ABRY Benefit			Posting Location of the member
		ECR	UAN Repository	Gross	EPF	EPS	EDLI	EE	EPS	ER	NCP Days		Pension Share	ER PF Share	EE Share	
255	100891140291	R Visalakshi	VISALAKSHI	11,820	11,820	11,820	11,820	1,418	985	433	0	0	-	-	-	N.A.
256	101507540402	Vishnu Prabhakar V	VISHNU PRABHAKAR V	29,000	15,000	15,000	15,000	1,800	1,250	550	0	0	-	-	-	N.A.
257	100288984872	R Vishnupriya	VISHNUPRIYA RAJENDRAN	19,110	15,000	15,000	15,000	1,800	1,250	550	0	0	-	-	-	N.A.
258	101166319816	P Yashini Nivedita	YASHINI NIVEDITA P	0	0	0	0	0	0	0	30	0	-	-	-	N.A.
259	100891151006	V Yasodha Mahalakshmi	YASODHA MAHALAKSHMI VENGIDUSAMY	10,000	10,000	10,000	10,000	1,200	833	367	0	0	-	-	-	N.A.

**Note: UANs are prefixed with Asterisk sign (\*) in case AADHAAR is not seeded /unverified**

PMRPY Benefit Not Given Remarks :-

ABRY Benefit Not Given Remarks :-

Reason Code	Reason Name	Reason Code	Reason Name
EC10001	ECR already filed for this member	GK10001	EPF wages are greater than or equal to 15,000/-
EC10002	Parallel Employment: ECR already filed for this	GK10002	Mismatch in EPF and EPS wages
EC10003	Benefit already availed for this member	GK10003	EPF contribution remitted is greater than due remittance
EC10004	Gross/EPF wages greater than 15,000/-	GK10004	EPS contribution remitted is greater than due remittance
EC10005	Mismatch in EPF and EPS wages	GK10005	(EPF - EPS) difference contribution remitted is greater than due
EC10006	Mismatch in Due and Remitted values	GK10006	EPS contribution remitted is greater than due remittance
EC10007	UAN Deactivated	GK10007	Aadhaar not seeded



सदस्य पासबुक / Member Passbook

स्थापना आईडी / नाम	Establishment ID/Name	CBCBE0045138000 / NALLAMUTHU GOUNDER MAHALINGAM COLLEGE KALVI KAZHAGAM
सदस्य आईडी / नाम	Member ID/Name	CBCBE00451380000000007 / M RAJASENATHIPATHI
जन्म तिथि	Date of Birth	13-05-1973
यू ए न	UAN	100210894300

ईपीएफ पासबुक [ वित्तीय वर्ष - 2023-2024 ] / EPF Passbook [ Financial Year - 2023-2024 ]

विवरण / Particulars				कर्मचारी शेष / Employee Balance	नियोक्ता शेष / Employer Balance	पेंशन शेष / Pension Balance			
OB Int. Updated upto 01/04/2023				65,738	7,20,142	2,08,363			
वेतन माह / Wage Month	ट्रांसक्शन / Transaction		विवरण / Particulars	वेतन / Wages			अंशदान / Contribution		
	दिनांक / Date	प्रकार / Type		ई पी एफ / EPF	ई पी एस / EPS	कर्मचारी / Employee	नियोक्ता / Employer	पेंशन / Pension	
Mar-2023	06-04-2023	CR	Cont. For Due-Month 042023	15,000	15,000	1,800	550	1,250	
Apr-2023	05-05-2023	CR	Cont. For Due-Month 052023	15,000	15,000	1,800	550	1,250	
May-2023	05-06-2023	CR	Cont. For Due-Month 062023	15,000	15,000	1,800	550	1,250	
Jun-2023	04-07-2023	CR	Cont. For Due-Month 072023	15,000	15,000	1,800	550	1,250	
Jul-2023	08-08-2023	CR	Cont. For Due-Month 082023	15,000	15,000	1,800	550	1,250	
Aug-2023	04-09-2023	CR	Cont. For Due-Month 092023	15,000	15,000	1,800	550	1,250	
Sep-2023	06-10-2023	CR	Cont. For Due-Month 102023	15,000	15,000	1,800	550	1,250	
Total Contributions for the year [ 2023 ]				12,600	3,850	8,750			
Total Transfer-Ins/VDRs for the year [ 2023 ]				0	0	0			
Total Withdrawals for the year [ 2023 ]				0	0	0			
Interest details N/A				0	0	0			
Closing Balance as on 31/03/2024				78,338	7,23,992	2,17,113			

-----विवरण की समाप्ति/End Of Statement-----

मुद्रित/Printed On : 08-11-2023 11:35:10

प्रतिबन्धन - उपर दी गई जानकारी केन्द्रीय सर्वर पर दी गई जानकारी के आधार पर है। यह जानकारी कानूनी प्रयोजन के लिए उपयोग नहीं की जा सकती है।

Disclaimer - Information shown above is based on available data on central server. This information may not be use for legal purpose.

- \* Please never respond to any call for sharing any personal details like Aadhar, PAN, Bank details, OTP or request for any payment.
- \* EPFO never calls members/ pensioners to deposit any amount.
- \* Please do not make any payment based on any such call.



सदस्य पासबुक / Member Passbook

स्थापना आईडी / नाम	Establishment ID/Name	CBCBE0045138000 / NALLAMUTHU GOUNDER MAHALINGAM COLLEGE KALVI KAZHAGAM
सदस्य आईडी / नाम	Member ID/Name	CBCBE00451380000000007 / M RAJASENATHIPATHI
जन्म तिथि	Date of Birth	13-05-1973
यू ए न	UAN	100210894300

Taxable Data for the year [ 2023-2024]

OB Int. Updated upto 01/04/2023	65,738	65,738	0
Cont. Month	Monthly Contribution	Cumulative Balance at the end of the Month	
		Non-Taxable	Taxable
Apr-2023	1,800	1,800	0
May-2023	1,800	3,600	0
Jun-2023	1,800	5,400	0
Jul-2023	1,800	7,200	0
Aug-2023	1,800	9,000	0
Sep-2023	1,800	10,800	0
Oct-2023	1,800	12,600	0
Nov-2023	0	12,600	0
Dec-2023	0	12,600	0
Jan-2024	0	12,600	0
Feb-2024	0	12,600	0
Mar-2024	0	12,600	0
<b>TOTAL</b>	<b>12,600</b>	<b>12,600</b>	<b>0</b>
Int. Updated upto 31/03/2024	0	0	0
Closing Balance as on 31/03/2024	78,338	78,338	0

\*In case taxable interest is less than Rs. 5,000/- then TDS will not be deducted.

N.G.M. COLLEGE, POLLACHI

AMOUNT DISBURSED FOR ESI, PROVIDENT FUND & GRATUITY  
DURING THE YEAR :: 2018

S.NO	FINANCIAL YEAR	EPF (Management Contribution)	ESI (Management Contribution)	GRATUITY
		Rs.	Rs.	Rs.
1	2017-2018	45,69,369	NIL	42,406



*[Handwritten signature]*  
PRINCIPAL  
N G M COLLEGE . POLLACHI